



Illinois Wesleyan
UNIVERSITY

TITAN MEN'S Basketball

2006-07



Media GUIDE

ILLINOIS WESLEYAN UNIVERSITY

Men's Basketball Schedule 2006-07

Head Coach

Ron Rose *(first year)*

Assistant Coaches

Dennis Martel
David Steinbrueck
Chad Hutson

**Indicates College Conference of Illinois and Wisconsin games*

**HOME GAMES
IN BOLDFACE
AND CAPITALS**

All times Central unless indicated

DAY	DATE	OPPONENT	TIME	LOCATION
Fri.	Nov. 17	vs. Clarke (at UW-Whitewater Tournament)	5 p.m.	Whitewater, Wis.
Sat.	Nov. 18	vs. Martin Luther or UW-Whitewater	tba	Whitewater, Wis.
Tues.	Nov. 21	ILLINOIS COLLEGE	7:30 p.m.	Bloomington, Ill.
Fri.	Nov. 24	vs. Ohio Wesleyan (at DePauw Tournament)	8 p.m. EST	Greencastle, Ind.
Sat.	Nov. 25	vs. Judson or DePauw (at DePauw Tournament)	tba	Greencastle, Ind.
Tues.	Nov. 28	at St. Xavier	7:30 p.m.	Chicago, Ill.
Tues.	Dec. 5	at Olivet Nazarene	7:30 p.m.	Bourbonnais, Ill.
Sat.	Dec. 9	WASHINGTON U.	3 p.m.	Bloomington, Ill.
Sat.	Dec. 16	U. of CHICAGO	3 p.m.	Bloomington, Ill.
Tues.	Dec. 19	at Hanover	7:30 p.m. EST	Hanover, Ind.
Sat.	Dec. 30	ALBION	1 p.m.	Bloomington, Ill.
Sat.	Jan. 6	* CARTHAGE	7: 30 p.m.	Bloomington, Ill.
Wed.	Jan. 10	* MILLIKIN	7:30 p.m.	Bloomington, Ill.
Sat.	Jan. 13	* at Elmhurst	7:30 p.m.	Elmhurst, Ill.
Wed.	Jan. 17	* at Wheaton	7:30 p.m.	Wheaton, Ill.
Sun.	Jan. 21	* NORTH PARK	3 p.m.	Bloomington, Ill.
Wed.	Jan. 24	* at Augustana	7:30 p.m.	Rock Island, Ill.
Sat.	Jan. 27	* at Carthage	7:30 p.m.	Kenosha, Wis.
Wed.	Jan. 31	* NORTH CENTRAL	7:30 p.m.	Bloomington, Ill.
Sat.	Feb. 3	* ELMHURST	7:30 p.m.	Bloomington, Ill.
Wed.	Feb. 7	* at Millikin	7:30 p.m.	Decatur, Ill.
Sat.	Feb. 10	* WHEATON	7:30 p.m.	Bloomington, Ill.
Wed.	Feb. 14	* AUGUSTANA	7:30 p.m.	Bloomington, Ill.
Sat.	Feb. 17	* at North Park	7:30 p.m.	Chicago, Ill.
Tues.	Feb. 20	* at North Central	7:30 p.m.	Naperville, Ill.
Fri.	Feb. 23	CCIW Tournament	tba	tba
Sat.	Feb. 24	CCIW Tournament	tba	tba

ILLINOIS WESLEYAN UNIVERSITY 2006-07 BASKETBALL YEARBOOK

QUICK FACTS

Location: Bloomington, Illinois
 Founded: 1850
 Enrollment: 2,140 (approximate)
 Colors: Green and White
 Nickname: Titans
 Arena: Shirk Center (2,680)
 Conference: College Conference of Illinois and Wisconsin
 National Affiliation: NCAA Division III
 President: Richard F. Wilson
 Faculty Rep.: Jeffrey Frick
 Athletic Director: Dennie Bridges
 Trainer: William A. Kauth
 Sports Information: Stew Salowitz



TITAN ATHLETIC DIRECTORY

BASKETBALL (all 309 area)

Ron Rose556-3340
(home)662-5180
 Dennis Martel556-3335
(home)662-2818
 David Steinbrueck556-3196
(home)862-0709
 Chad Hutson556-3196
(home)451-1517

ATHLETICS STAFF

Dennie Bridges556-3345
 Shirk Center556-3196
 Bill Kauth, trainer556-3601
 Gaylynn Meek, office coordinator
556-3196
 Athletic Department Fax ...556-3484

SPORTS INFORMATION

Stew Salowitz556-3206
 Salowitz (cell)826-7839
 E-mailsalowitz@iwu.edu
 Sports Information Fax ...556-3804
 Mailing AddressP.O. Box 2900
Bloomington, IL 61702-2900

TABLE OF CONTENTS

2005-06 BASKETBALL STATISTICS	13-14
2006-07 INFORMATION	
Opponents' information	30
Roster, Player sketches.....	7-11
Schedule	Back cover
BASKETBALL COACHING STAFF	
Head coach Ron Rose	5
Assistant coach Dennis Martel	6
Assistant coach David Steinbrueck	6
Assistant coach Chad Hutson	6
BASKETBALL RECORDS, HISTORICAL INFORMATION	
Results in NCAA Division III and NAIA tournaments	24
Season, career scoring and rebounding leaders.....	20-24
Series records vs. opponents	26
Individual records.....	15
Team records	15
Year-by-year results	available at www.iwu.edu
Year-by-year "Most Valuable Players"	30
Year-by-year and career coaching records	16-17
COLLEGE CONFERENCE OF ILLINOIS AND WISCONSIN	
2005-06 All-Conference team.....	28
2005-06 Scoring, rebounding leaders	27
2005-06 Standings	27
Fred Young "Most Outstanding Player" Winners.....	29
IWU first-team all-conference selections	28
Past champions	27
Composite schedule	29
ILLINOIS WESLEYAN UNIVERSITY	
Academic All-America selections	12
General Information	2
Noted Graduates	2
President Richard F. Wilson	2
Athletic Director Dennie Bridges.....	4
Shirk Center (basketball facility).....	3
NATIONAL COLLEGIATE ATHLETIC ASSOCIATION	
IWU performances in NCAA tournament.....	24

ON THE COVER

Pictured are 2006-07
 team captains Zach Freeman (30)
 and Andrew Freeman with head
 coach Ron Rose.
 (Photos by Marc Featherly)

CREDITS

The 2006-07 Illinois Wesleyan Basketball Yearbook is a publication of the IWU University Communications Office.

Contributors: Stew Salowitz (editor), Kayla Kindred (assistant editor), Andrew Freeman, Jaclyn Verticchio, Alex Roth, Mike Kotz.
Cover: Gary Schwartz. **Photos:** Mark Featherly

ILLINOIS WESLEYAN UNIVERSITY



Illinois Wesleyan University, founded in 1850, enrolls about 2,100 undergraduates in the College of Liberal Arts, with 17 academic departments, and in the Schools of Art, Music, Nursing and Theatre Arts. The 2004 edition of *The Fiske Guide to Colleges* lists the University as one of its 22 “best buys” among the nation’s private colleges, describing Illinois Wesleyan as “at once cozy and diverse, loaded with opportunities for ambitious students.”

Emphasizing a distinctive liberal arts curriculum as the central feature of every student’s education, IWU also provides opportunities for professional and pre-professional preparation. The student-faculty ratio of 12-to-1 means that the University’s students are active participants in their education, often working individually with faculty members on research. As a residential university, Illinois Wesleyan provides a vibrant campus environment in which rich co-curricular offerings complement the primary academic mission.

About 30 percent of each graduating class goes on to graduate school, with recent alumni accepted into law schools, medical schools, and in other advanced degree programs.

New Facilities. The \$25 million Ames Library (above right), a place where books, journals and other materials of intellect and culture are complemented by exciting computer and information technology, opened in 2002 and the recent \$6 million renovation of the Memorial Gym has resulted in the Hansen Student Center, a facility designed to meet the social, recreational, and educational needs of IWU students.

IWU’s attractive and well-maintained 73-acre campus saw approximately \$51 million in new construction in the 1990s, including the Shirk Center for Athletics and Recreation (1994), the Center for Natural Science Learning and Research (1995), the Center for Liberal Arts (1997) as well as a residence hall, accommodating 118 students in suite-like apartments (1997).

The Shirk Center was funded in part by a \$5 million gift from the Russell and Betty Shirk Foundation of Bloomington. The Shirk family owns Beer Nuts, Inc.®, the Bloomington-based snack food company. The two-level, 135,344-square foot complex seats 2,680 in its performance arena, and contains four multi-use courts for tennis, volleyball, basketball, as well as racquetball courts, a 200-meter track, a training room and wellness center, classrooms, and other facilities.

In 1999 the Jack Horenberger Baseball Field was opened, which paved the way in 2000 for new softball and soccer fields.

The science center has 15 technologically-equipped classrooms, lecture halls, and seminar rooms; 18 teaching labs; 27 research labs; and facilities for computers. The Center for Liberal Arts houses 60 faculty offices, classrooms, and facilities for social science, humanities, business and economics.

Distinguished Speakers. In the past few years, IWU has hosted a number of outstanding speakers, including former U.S. Defense Secretary William Cohen, authors Maya Angelou and Kurt Vonnegut, and film directors Kevin Smith and Spike Lee.

Accomplished Alums. Illinois Wesleyan alumni of distinction include Edward B. Rust, Jr., ’72, president and chief executive officer of Bloomington-based State Farm Insurance; Dawn Upshaw ’82, a two-time Grammy-award winning singer with the New York Metropolitan Opera; Frankie Faison ’71, who has appeared in the films “Silence of the Lambs”, “The Thomas Crown Affair” and “Coming to America”; Akito Mizuno ’74, senior managing director of Mizuno, the world’s largest sporting goods company; Steve Vogel ’68, author of the best-selling true crime book “Reasonable Doubt”; and Richard Jenkins ’69, who portrays Nathaniel in a recurring role in the award-winning HBO series “Six Feet Under.”



RICHARD F. WILSON, PRESIDENT

Richard F. Wilson became the 18th president at Illinois Wesleyan in July 2004.

Since 1978 Wilson has served in a number of roles at the University of Illinois at Urbana-Champaign, most recently (since 1996) as Vice President of the U. of Illinois Foundation. He was responsible for all private fundraising on the Urbana campus,

including leading campus efforts to achieve its \$1 billion goal as part of the university’s comprehensive campaign.

From 1986 to 1994, Wilson was Associate Chancellor, leading efforts to incorporate computing technologies into instruction and providing oversight of intercollegiate athletics. In 1994, he became Associate Chancellor for Development and Deputy Director of the University of Illinois Foundation.

Since 1981 Wilson held an adjunct teaching position in the College of Education, most recently as Adjunct Professor of Higher Education.

Wilson earned a bachelor’s degree in mathematics from Alderson-Broadus College (W.Va.), where he earned honors in both academics and athletics.

Wilson pursued advanced degrees at the University of Michigan, earning both the master’s and doctoral degrees in higher education.

Wilson and his wife, Pat, have two children — Adam, who lives in San Francisco, and Rachel, who lives in Springfield, Ill.

The Shirk Center

The \$15 million Shirk Center, opened in 1994, was funded in part by a \$5 million gift from the Russell and Betty Shirk Foundation of Bloomington. The Shirk family owns Beer Nuts, Inc., the Bloomington-based snack food company. The two-level, 135,344-square foot complex seats 2,680 for sporting events (3,450 for commencement) in its performance arena, and contains four multi-use courts for tennis, volleyball, basketball, and other sports, as well as racquetball courts, a 200-meter track, a training room and wellness center, classrooms, and other facilities.

The Illinois Wesleyan men's basketball team won a school-record 46 straight home games prior to losing to Benedictine, 73-70, on Dec. 9, 1998. The only prior loss was on March 11, 1995, to Manchester (89-82) in the NCAA Division III tournament. The Titans won their first 14 home games in 1994-95 at the Shirk Center, giving IWU a 23-game home court win streak, including nine at Fred Young Fieldhouse.

From 1962-94, IWU men's basketball was 311-80 (.795 winning percentage) at Fred Young Fieldhouse, named for 1915 IWU alumnus Fred Young, a Titan athletic great and long-time sports editor/columnist for *The Daily Pantagraph*. The first game in the building was March 2, 1962, an 85-59 conference championship-clinching win over Lake



Forest. The final game was Feb. 22, 1994, a 91-80 conference championship-clinching win over North Park. The longest winning streaks at Fred Young Fieldhouse were 31 games (1975 to 1978), 20 games (1986 to 1988), and 17 games (1962 to 1965).

IWU Titans at the Shirk Center

YEAR	HOME	ROAD	NEUTRAL	TOTAL
1994-95	14-1	9-3	1-0	24-4
1995-96	17-0	9-2	2-1	28-3
1996-97	15-0	9-2	5-0	29-2
1997-98	13-0	7-3	2-2	22-5
1998-99	8-3	8-6	1-0	17-9
1999-00	12-1	4-7	1-0	17-8
2000-01	14-0	7-5	3-2	24-7
2001-02	8-3	3-8	1-1	12-12
2002-03	11-1	7-4	4-1	22-6
2003-04	12-1	8-5	1-1	21-7
2004-05	11-2	10-2	0-1	21-5
2005-06	8-2	12-3	5-2	25-7
totals	143-14 (.911)	93-50 (.650)	26-11 (.703)	253-75 (.771)

MEN'S SHIRK CENTER FIRSTS

- GAME** - November 30, 1994, 7:05 p.m. vs. Aurora
- FIELD GOAL** - Mark Aubry, IWU, 19:02
- 3-POINT FIELD GOAL** - Mark Aubry, IWU, 19:02
- FREE THROW** - Jon Litwiller, IWU, 14:20
- IWU PERSONAL FOUL** - Chris Simich, 14:34
- OPPONENT FIELD GOAL** - Jason Buckley, Aurora, 18:50
- OPPONENT FREE THROW** - Jason Buckley, Aurora, 14:34

SHIRK CENTER SCORING BESTS

BY IWU PLAYERS

42Korey Coon, vs. North Central, 2-23-00
40Bryan Crabtree, vs. Millikin, 2-24-96
33Luke Kasten, vs. Millikin, 2-23-02
32Laban Cross, vs. Wheaton, 2-13-02
32Mark Aubry, vs. Aurora, 11-30-94
31Luke Kasten, vs. Augustana, 1-9-02
31Bryan Crabtree, vs. Carthage, 12-7-96
31Bryan Crabtree, vs. Ripon, 2-29-96
31Chris Simich, vs. Westminster, 3-2-95
31Jon Litwiller, vs. Augustana, 1-10-96
30Zach Freeman, vs. Olivet Nazarene, 11-22-05
30Korey Coon, vs. Wheaton, 2-19-00
30Korey Coon, vs. Benedictine, 12-4-99
30Bryan Crabtree, vs. Millikin, 1-8-97
30Chris Simich, vs. Wheaton, 1-14-95
29Adam Dauksas, vs. Elmhurst, 2-4-06
29Adam Dauksas, vs. Wabash, 1-7-04
29Adam Osborn, vs. Millikin, 2-5-00
29Brent Niebrugge, vs. Franklin, 3-7-98
29Chris Simich, vs. Washington U., 11-18-95
28Keelan Amelianovich, vs. Fontbonne, 12-8-04
28Luke Kasten, vs. Millikin, 1-31-01
28Korey Coon, vs. North Park, 1-10-00
28Korey Coon, vs. Roanoke, 11-19-99
27Keelan Amelianovich, vs. Carthage, 2-5-05
27John Camardella, vs. North Park, 2-1-03
27Korey Coon, vs. Carthage, 1-29-00
27Luke Kasten, vs. North Park, 1-10-00
27Luke Kasten, vs. Roanoke, 11-19-99

27Nathan Hubbard, vs. Nebraska Wesleyan, 12-4-98
27Matt Hoder, vs. Elmhurst, 2-7-98
27Mark Aubry, vs. Washington U., 3-4-95
26seven times

BY OPPONENTS

37Josh Hinz, Beloit, 12-2-03
35Adam Provance, Millikin, 2-24-96
34Mike Wilson, North Central, 2-2-05
34Jason Strickland, Roanoke, 11-19-99
34Kyle Werve, Aurora, 12-16-95
31Chris Jeffries, Washington U., 12-8-02
30Drew Carstens, Augustana, 1-9-02
30Jason Sibley, Franklin, 3-7-98
29Anthony Simmons, North Central, 1-4-06
29Drew Carstens, Augustana, 1-12-04
29Terry Frigo, Benedictine, 12-4-99
29Troy Halt, Rose-Hulman, 3-8-97
29Mark Specht, Nebraska Wesleyan, 11-17-95
28Will Flowers, Aurora, 11-30-94
28Mark Specht, Nebraska Wesleyan (vs. DePauw), 11-18-95
27Joel Kolmodin, Wheaton, 2-15-03
27Chris Alexander, Washington U., 12-10-00
27Justin Six, Illinois College, 12-19-98
26Luke Moo, Wheaton, 1-13-01
26Nick Butrym, Ripon, 1-6-01
26Yulander Wells, North Central, 2-23-00
26David Benter, Hanover, 3-2-96
25Octavius Parker, North Park, 2-21-96

Athletic Director Dennie Bridges



Dennie Bridges has been athletic director at Illinois Wesleyan University since 1981 and was head basketball coach at the school for 36 seasons, retiring after the 2001 season. He retired as the winningest active coach in NCAA Division III men's basketball with a record of 667-319.

Bridges' 2000-01 team finished 24-7 and placed third in the national Division III tournament.

His 1997 team won the Division III title, earning him Division III "Coach of the Year" honors, and his 1996 squad also played to a third-place national finish.

He is one of only 22 college coaches (regardless of division) with more than 650 victories and is the second winningest coach, by victories, in Division III history, behind Dick Sauers, who amassed 702 wins at Albany (N.Y.) in 41 seasons from 1956 to 1997.

Bridges, who coached in the College Conference of Illinois and Wisconsin longer and won more league championships than any other coach in CCIW history, had a league mark of 421-129 with 17 titles, a total twice as many as any other CCIW team in that period.

Bridges' success in national competition was also been a benchmark of his coaching career. He coached teams into the National Association of Intercollegiate Athletics national tournament seven times and compiled a record of 23-11 in NAIA post-season competition, with two teams reaching the quarterfinals.

One of Bridges' greatest recruiting classes came in 1973, when his freshman class included Jack Sikma of St. Anne (Ill.) High School. Sikma is IWU's all-time leading scorer and rebounder and played 14 seasons in the National Basketball Association for the Seattle SuperSonics and Milwaukee Bucks.

Bridges' teams reached the Division III tournament 14 times in 18 years (1983-2001) of association with the NCAA and posted a 30-14 record with the three top three finishes and five trips to the quarterfinals.

On the heels of the 1995-96 third place Division III tournament finish, the 1996-97 team won the national title and finished with a 29-2 record, the best at IWU since the 1935-36 team was 20-0.

High academic standards were also been a hallmark during Bridges' coaching tenure. Illinois Wesleyan has had 13 first team Academic All-Americans in men's basketball since the program's inception in 1970, second only to UCLA with 17. In 1999 and 2000, IWU's Korey Coon was named the "Academic All-American of the Year" and won the 2000 Jostens Trophy, recognizing the outstanding student-athlete in Division III basketball. Illinois Wesleyan also has had six

others in basketball who earned second- or third-team Academic All-America honors.

Bridges has spent his entire career as an Illinois Wesleyan athlete, coach, and administrator. A native of Anchor, a rural town 25 miles east of Bloomington, Bridges was a four-year letterman and starter in basketball and baseball and a three-year football letterman (all-conference quarterback). In basketball, he was a two-year captain, most valuable player and all-conference once. He is currently 40th in school scoring history with 926 career points.

After graduating in 1961, Bridges coached at Plainfield (Ill.) High School three years before returning to IWU in 1964 as Horenberger's basketball assistant and head tennis coach with the understanding that he would become head basketball coach for the 1965-66 season. Then, with four starters back from a championship team, the rookie coach led the Titans to a sixth CCIW championship in seven years.

Under Bridges' tenure as athletic director, the Shirk Center and Fort Natatorium have been constructed, varsity swimming returned for men and was added for women, and men's and women's soccer, women's cross country, and women's golf have been added as varsity sports. He was extremely active in fundraising for the Jack Horenberger Baseball Field, opened in April 1999, which yielded new facilities in softball, the Neis Soccer Field, along with renovations of the football field and outdoor track.

Bridges, who has conducted basketball clinics in Brazil, New Zealand, and Australia, is a member of the Illinois Basketball Coaches Association Hall of Fame, received the IBCA's Buzzy O'Connor award for meritorious service and has been the state's Division III Coach of the Year several times.

Bridges and his wife, Rita, have three grown children, all former IWU student-athletes. Angela Romani, a four-year regular in tennis, and her husband, Tim, live in Denver, Colo., with their two children — Alyssa and Carly. Steve, a four-year baseball and football letterman, was a second-team Academic All-American in football once and a third-team selection in baseball twice. With a law degree from the University of Illinois, he is a legal consultant for Aon Corporation in Chicago. Eric, a four-year basketball regular and No. 12 in IWU career scoring, has an MBA degree from the University of Iowa, and is employed in Bloomington by State Farm Insurance. Eric and his wife, April, are the parents of one son, Keegan and a daughter, Summer.

Many of Bridges' memories are included in his book, "A Dunk Only Counts Two Points," published in 2002, as well as his 2006 book, "Kids Don't Bat Rocks Anymore." Both books are available by contacting the IWU Bookstore at (309) 556-3059.

Head Coach Ron Rose



Ron Rose, who played on two conference championship teams and three NCAA Division III tournament teams during his career at Illinois Wesleyan University, was named the 14th men's basketball coach at his alma mater on May 12, 2006.

The 40-year-old Rose had been head basketball coach at Bloomington High School for five seasons from 2001-06 and succeeded Scott Trost, who left IWU to become head coach

at Division II Lewis University.

In nine seasons as a high school head coach, Rose amassed a 154-93 record (.623 winning percentage) and, at BHS, Rose's teams were 103-38 with two Big 12 Conference titles, four straight Intercity tournament crowns and regional and sectional titles in 2006. The Raiders' sectional title was the first at the school in 31 years and in 2004-05, BHS won the Pontiac Holiday Tournament for the first time in school history.

A Morton (Ill.) High School graduate, Rose was the "MVP" for the Class AA South in the 1984 Illinois Basketball Coaches Association all-star game and attended Valparaiso University, where he started his final two games before transferring to IWU midseason of his freshman year (1984-85).



A four-year letterman at IWU, Rose played on Dennie Bridges-coached teams that went a combined 66-33 and Rose was a starting guard in 68 career games, averaging 5.9 points and amassing 356 assists, a total that still ranks No. 6 all-time at IWU. His 137 assists in 1987-88 is seventh best in

a Titan single season.

The Titans were 19-10 in 1985-86, 17-10 in 1986-87, and 24-5 in 1987-88, earning NCAA Division III tournament bids all three seasons and winning the College Conference of Illinois & Wisconsin titles in 1986 and 1988. The 1988 team advanced to the final eight of the Division III tournament before losing at eventual national champion Ohio Wesleyan, and the 1987 team was ousted by North Park, also the eventual national champion.

After graduating in 1988 with a degree in business administration and mathematics, Rose worked as an actuarial assistant at

Bloomington's State Farm Insurance before returning to school at Olivet Nazarene University, where he earned a master's degree in teaching in 1992 and served two seasons as a basketball assistant for Ralph Hodge.

Rose was an assistant basketball coach under Scott Thompson at Wichita State University from 1992-94, where his duties included evaluating and recruiting prospective student-athletes, monitoring academic progress, coordinating scouting and assisting with summer camps and clinics.

Rose returned to the Twin Cities to coach and teach at Normal Community High School, where his teams were 51-55 in four seasons, including a 17-10 mark in 1996-97.

He worked as human resources benefit analyst at State Farm in 1999-2000 before joining the Bloomington High staff.

Rose and his wife, Tina, have four children - Austin, Brady, Ryan, and Aubrey.

RON ROSE VITAL STATISTICS

Born: December 10, 1965 in Lincoln, Ill.

Hometown: Morton, Ill. (graduate of Morton High School)

Education: Illinois Wesleyan University, B.A., 1988; Olivet Nazarene University, M.A., 1994

Family: Wife, Tina; four children - Austin, Brady, Ryan, and Aubrey.

Coaching Career

1990-92 Assistant Coach at Olivet Nazarene
 1992-94 Assistant Coach at Wichita State
 1995-99 Head Coach at Normal (Ill.) Community H.S.
 2001-06 Head Coach at Bloomington (Ill.) H.S.
 2006- Head Coach at Illinois Wesleyan

Head Coaching Record

YEAR	SCHOOL	RECORD
1995-96	Normal Community	14-13
1996-97	Normal Community	17-10
1997-98	Normal Community	10-16
1998-99	Normal Community	10-16
four-year totals		51-55
2001-02	Bloomington	10-16
2002-03	Bloomington	20-7
2003-04	Bloomington	24-4
2004-05	Bloomington	24-4
2005-06	Bloomington	25-7
five-year totals		103-38
nine-year totals		154-93 (.623)

Assistant Coaches, Support Staff



Dennis Martel

Dennis Martel is in his 21st year as a full-time assistant basketball coach. An assistant professor of physical education, Martel is also IWU's head baseball coach, and his teams have a record of 475-317-3 (.599) with four CCIW titles. In CCIW play, Martel's teams are 223-105 (.679). His 2005 team was 34-13 and his 2004 team was 28-19 and both won CCIW titles and advanced to the NCAA regional. The 2001 Titans finished seventh in the Division III College World Series after winning the Central Regional and set an IWU record with 37 wins. Martel was the American Baseball Coaches Association region "Coach of the Year" in 2001. His players who have signed pro contracts are Cory Lapinski and Drew Himes (Houston, both in 2005), Steve Schilsky (Oakland, 2002), James Rinne (Arizona, 1998), Jay Ahrendt (Baltimore, 1996) and Mike Brown (L.A. Dodgers, 1991). Martel is a 1984 graduate of the University of Maine with a degree in physical education and earned a master's in athletic administration from Illinois State in 1985. He was head basketball coach at Bangor (Maine) Community College for four seasons. He and his wife, Michelle, have three daughters, Sara (October 1995), Jenna (April 1998), and Anna (May 2001).



David Steinbrueck

In his 13th season of his second tour of duty as an IWU assistant is David Steinbrueck, who also helped the program from 1987 to 1989. He was a three-year letterman at William Jewell College in Liberty, Mo. Steinbrueck coached the junior college team at Kemper Military Academy in Boonville, Mo., from 1981-86 and was athletic director for the final three years. Steinbrueck, who works full-time at State Farm Insurance Company in Bloomington, is married to Mary Liz and they have one son (Kyle) and one daughter (Jordan).



Chad Hutson

In his second season as an Illinois Wesleyan basketball assistant is Chad Hutson, a 1995 IWU grad and four-year letterman. A Normal Community standout in high school, Hutson is second in single season assists at IWU (198, 1994-95) and is No. 3 all-time with 449 career assists. He ranks No. 17 with 84 career 3-point field goals and ended his career with 791 points. He is employed at Bloomington's State Farm Insurance and he and his wife, Cally, have a son (Evan) and a daughter (Madison).



Bill Kauth, Trainer

William A. (Bill) Kauth is in his 13th year as the first full-time athletic trainer at Illinois Wesleyan, where he also teaches courses in physical education. He earned his bachelor's, master's, and doctorate degrees at Illinois State University. From 1990 to 1994 he was head trainer and associate professor at Taylor University (Ind.), teaching first aid, kinesiology, weight training, and fitness. Kauth and his wife, Marjorie, are the parents of three sons - Keenan (13), Kamden (11), and Koleton (6) - and one daughter, Kaleigh (9).



Tony Robbins, Equipment Manager

Tony Robbins is in his second season as the full-time equipment room manager at Illinois Wesleyan. Robbins, a 1983 graduate of Illinois Wesleyan, ran cross country while at IWU and was the Titans' low finisher in the 1982 CCIW championships. He served as the part-time cross country coach at IWU from 1983 to 1992 and worked for many years at Bloomington's Read's Sporting Goods. He and his wife Dana (a 1984 IWU grad) have three children (Dane 15, Chase 13, and Devon, 10).

Media Information

Arrangements for broadcasts in the Shirk Center, additional stories, pictures, or other services may be obtained should be made with IWU sports information director Stew Salowitz at salowitz@iwu.edu.

A 1976 IWU graduate, Salowitz has worked at his alma mater since November 1988 and handles publicity and maintains web sites for 18 varsity sports. In addition, Salowitz does general University news coverage and writes for the IWU alumni magazine. He has handled media arrangements for the 2000 and 2005 Division III national indoor track meets, the 2000 Division III national women's golf championship, 17 Division III men's basketball tournament home games, four Division III regional baseball tournaments and two Division III softball regionals. He was a broadcaster for Bloomington's WJBC Radio from 1977-88.

Information about Illinois Wesleyan athletics is available through the internet. The College Conference of Illinois and Wisconsin (web address below) publicity director is Mike Krizman (630/637-5719).

Illinois Wesleyan's statistics, results, and roster are also available by accessing the University web site at:

- www.iwu.edu/~iwunews/sports/menshoops.html
- www.cciw.org

ILLINOIS WESLEYAN 2006-07 MEN'S BASKETBALL

Head Coach — Ron Rose (First year as college coach)


Assistant Coaches — Dennis Martel, David Steinbrueck, Chad Hutson

NO.	NAME	POS.	HT.	WT.	YR.	HOMETOWN (HIGH SCHOOL)
2	Justin Anthony	G	5-10	155	Fr.	Elgin, Ill. (Elgin Academy)
34	Jason Bloom	F	6-5	190	Jr.	Bloomington, Ill. (Normal Community)
12	Kevin Bryant	G	6-2	195	Jr.	Batavia, Ill. (HS)
40	Brett Chamernik	F	6-5	210	So.	Naperville, Ill. (Benet Academy)
14	Sean Dwyer	G	5-11	180	Fr.	Arlington Heights, Ill. (Hersey HS)
24 ***	Andrew Freeman #	F	6-6	200	Sr.	Bloomington, Ill. (Normal Community)
30 ***	Zach Freeman #	C	6-7	210	Sr.	Bloomington, Ill. (Normal Community)
23 **	Darius Gant	F	6-4	205	Jr.	Oswego, Ill. (HS)
22 *	Andrew Gilmore	G	6-3	185	So.	Stillwater, Minn. (Stillwater Area HS)
32	Anthony Gunnell	G	6-2	195	So.	Tuscola, Ill. (HS)
4 **	Mike Harrigan	G	6-1	185	Sr.	Oak Lawn, Ill. (Brother Rice)
20	Jordan Morris	G	6-3	185	So.	Washington, Ill. (Pekin HS)
	Brian Nussbaum (inj)	F	6-6	220	Jr.	Homewood, Ill. (Homewood-Flossmoor)
42 **	Tyler Smith	F	6-5	195	Sr.	Philo, Ill. (Tolono Unity HS)
10	Teddy Toliver	G	6-0	193	So.	Springfield, Ill. (Southeast HS)
50	Elias Washington	G	6-2	180	Fr.	Grayslake, Ill. (HS)
54	Matt Wittig	G	6-4	175	Fr.	Astoria, Ill. (South Fulton HS)

* - Indicates varsity letters earned.

- Indicates captains.

2	Justin Anthony	22 *	Andrew Gilmore	40	Brett Chamernik
4 **	Mike Harrigan	23 **	Darius Gant	42 **	Tyler Smith
10	Teddy Toliver	24 ***	Andrew Freeman#	50	Elias Washington
12	Kevin Bryant	30 ***	Zach Freeman #	54	Matt Wittig
14	Sean Dwyer	32	Anthony Gunnell		
20	Jordan Morris	34	Jason Bloom		



The 2006-07 team consists of (front row, from left): Anthony Gunnell, Elias Washington, Teddy Toliver, Tyler Smith, Zach Freeman, Andrew Freeman, Mike Harrigan, Sean Dwyer, Justin Anthony. Back row: Trainer Bill Kauth, assistant coach Dennis Martel, head coach Ron Rose, Jordan Morris, Andrew Gilmore, Jason Bloom, Matt Wittig, Brett Chamernik, Darius Gant, Kevin Bryant, assistant coach David Steinbrueck, assistant coach Chad Hutson.

2006-07 IWU Titan Profiles



JUSTIN ANTHONY, FRESHMAN, ELGIN, ILL. (ELGIN ACADEMY)

HIGH SCHOOL: Earned four basketball letters and one in track...Two-time "Most Valuable Player" for the Hilltoppers...Twice named to first team and once honorable mention on Independent School League all-conference squad...Two-year all-area selection,

Elgin Daily Courier...High school coach: Everette Stephens. **PERSONAL:** Born May 7, 1988... Undecided on college major...He is the son of Sandra Anthony.



JASON BLOOM, JUNIOR, BLOOMINGTON, ILL. (NORMAL COMMUNITY)

AT ILLINOIS WESLEYAN: Averaged 3.6 points in IWU junior varsity games in 2005-06 with high of 12 against North Park...Averaged 6.4 points in 2004-05 Titan junior varsity contests with a high of 17 against alumni team.

HIGH SCHOOL: Earned two basketball


and three as a soccer goalie for the Ironmen... All-Big 12 first team and second team Pantagraph all-area as a senior...Handed out 123 assists and made team-high 54 steals...High school teammate of current Titans Andrew and Zach Freeman and Teddy Toliver...High school coach: Dave Witzig. **PERSONAL:** Born Nov. 29, 1985...All-Big 12 Scholar-Athlete team...Team captain and MVP, all-area and all-conference in soccer... Majoring in risk management...He is the son of John and Jan Bloom.



KEVIN BRYANT, JUNIOR, BATAVIA, ILL. (HS)

AT ILLINOIS WESLEYAN: Averaged 4.1 points in eight IWU junior varsity games in 2005-06 and scored a high of nine vs. Olivet Nazarene...Averaged 7.0 points in 2004-05 Titan junior varsity contests with a high of 19 vs. alumni. **IN HIGH SCHOOL:** Earned three basketball letters and was a two-time all-


Suburban Prairie Conference...Named to four all-area teams as he averaged 19.3 points as a senior and connected on 79 3-point field goals...Scored 1,203 career points... MVP of Batavia Tournament and on all-Elgin Tournament team...High school coach: Jim Roberts. **PERSONAL:** Born July 15, 1986 ...Majoring in finance...He is the son of John and Theresa Bryant.



BRETT CHAMERNIK, SOPHOMORE, NAPERVILLE, ILL. (LISLE BENET ACADEMY)

AT ILLINOIS WESLEYAN: Averaged one minute per game in three varsity games as freshman but registered no statistics...Averaged 13.1 points for 2005-06 junior varsity team and scored high of 21 vs. alumni team...**HIGH SCHOOL:** Team co-captain in both bas-

ketball and football...First team Naperville Sun all-city team for two years and twice East Suburban Catholic Conference scoring leader...Named to Daily Herald all-area team twice...Named to Jack Tosh all-tournament team... Won four letters in both football and basketball...High school coach: Marty Gaughan. **PERSONAL:** Born May 23, 1987...Majoring in biology...He is the son of Bernard and Patricia Chamernik.



SEAN DWYER, FRESHMAN, ARLINGTON HEIGHTS, ILL. (HERSEY HS)

HIGH SCHOOL: Earned three basketball letters, four in soccer, and one in track for the Huskies...Averaged 14 points, five assists and three rebounds as a senior when he was chosen "Player of the Year" in Mid-Suburban East Conference and by Daily Herald...Twice

all-conference, all-area and team "MVP"...All-tournament at Pekin Holiday Tourney...High school coach: Don Rowley. **PERSONAL:** Born June 22, 1988... National Honor Society student...Undecided on college major...Was also all-conference, all-area and all-state in soccer at Hersey...He is the son of Steve and Brenda Dwyer.

Illinois Wesleyan School Colors, Nickname Histories

COLORS: According to the book, *Our College Colors* by Henry L. Snyder, the college colors at Illinois Wesleyan in 1887 were navy blue and light gray, then changed in 1892 to purple and a steel color. It was in 1896 that IWU adopted the color scheme of green and white.

NICKNAME: The 1929-30 basketball season was the first time the nickname "Titans" was pinned on the Illinois Wesleyan athletic teams. At one time or another, such names as "Gaws," "Green Dragons," and "Boy Beauties" were used, but none of those endured.



**ANDREW FREEMAN,
SENIOR, BLOOMINGTON,
(NORMAL COMMUNITY HS)**

AT ILLINOIS WESLEYAN - Has earned three letters and will serve as team co-captain in 2006-07 with his brother...2005-06: Missed 11 of first 14 games with stress fracture in leg...Played 7.6 minutes in 21 games...Led team in rebounding

once...Had single game highs of 12 points (Augustana), seven rebounds (Carthage) and three assists (Puget Sound in NCAA tourney game)...2004-05: Played in all 26 games and started four, averaging 4.5 points and 2.5 rebounds...Had single highs of 17 points (North Central), seven boards (at Millikin) and three assists (North Park)...2003-04: Saw action as reserve in 14 games, playing an average of 5.6 minutes... Had highs of five points (Wabash) and three rebounds (Wheaton)... IN HIGH SCHOOL: Lettered two years in basketball and one year in golf for the Ironmen...Averaged 8.2 points and 4.2 rebounds as a senior for team that finished 24-4...High school coach: Dave Witzig. PERSONAL: Born May 4, 1985...Twin brother (and younger by two minutes) of teammate Zach... Regional representative for Florida-based Wizard Creations, a screenprinting service...Once held national championship in July 2004 online "Family Feud" game..."Customer of the Month", Flinger's Pizza July 2005... Illinois High School Association scholar and Big 12 Scholar-Athlete... Majoring in business...He is the son of Bob and Sheree Freeman.



**ZACH FREEMAN, SENIOR,
BLOOMINGTON, (NORMAL
COMMUNITY)**

AT ILLINOIS WESLEYAN - Has earned three letters and will serve as co-captain for 2006-07 team with his brother...Preseason All-American, Basketball Times, honorable mention All-American in Street & Smith's College Basketball Annual Magazine

and third team D3hoops.com...Currently No. 31 in IWU record books in scoring (1149 points), No. 12 in rebounds (591), No. 4 in field goal percentage (.567), No. 11 in free throws (330)...2005-06: Second team all-Midwest Region...Started all 32 games...Led team in scoring 10 times and in rebounds 14 times...Double figure scorer in 27 games with high of 30 vs. Olivet Nazarene...Also had career best of 18 rebounds at Elmhurst...Had seven double-doubles in points and rebounds...Second team all-CCIW as he was third in rebounds, eighth in scoring and fifth in field goal percentage in the league...2004-05: Second team all-CCIW...Started 22 games, missing four with foot injury suffered in Jan. 26 game at Millikin...Had season highs of 23 points (Washington U.) and 12 rebounds (Fontbonne)...Scored in double figures 18 times with two double-doubles...Led team in scoring six times and in rebounding eight times...His 630 points is No. 10 among fresh/soph scorers at IWU...2003-04: Third team all-

CCIW... Started all 28 games, averaged 27.4 minutes per game...Had highs of 21 points (NCAA tournament game at Hanover), 11 rebounds (NCAA game vs. Maryville), and three assists (at Carthage)... Led team in scoring three times and was top rebounder in 13 games...IWU's leading rebounder for season...Had five double-doubles...His 318 points ranks him No. 7 at IWU among freshman...Had game-winning basket in OT vs. Augustana...IN HIGH SCHOOL: Lettered three years in basketball and was team's MVP as a senior when he averaged 14.2 points and 7.4 rebounds for 24-4 squad... Shot 62 percent from field...Pantagraph all-area and first team all-Big 12 Conference...High school coach: Dave Witzig. PERSONAL: Born May 4, 1985... Twin brother of teammate Andrew and older by two minutes... Big 12 Scholar-Athlete...Majoring in elementary education...He is the son of Bob and Sheree Freeman.




**DARIUS GANT, JUNIOR,
OSWEGO, ILL. (HS)**

AT ILLINOIS WESLEYAN - Has earned one letter...2005-06: Played in 14 varsity games (3.3 minutes avg.) and had highs of four points and two rebounds (both vs. Carthage) and one assist (Olivet Nazarene)...Averaged 14.2 points in junior varsity play with a high of 19 vs. alumni team...2004-05: Played in six

varsity games and scored seven points with five rebounds... Scored three with two boards vs. Fontbonne...Averaged 14.0 points in junior varsity contests with a high of 24 vs. Millikin. HIGH SCHOOL: Earned four basketball letters for the Panthers... Was team's captain and two-time all-area in Aurora Beacon News as he averaged 15.7 points per game as a senior...Also a three-time all- Suburban Prairie Conference selection...Had 25 points and 16 boards in win over Plainfield South...High school coach: Kevin Schnable. PERSONAL: Full name is Mark Darius Gant...Born August 30, 1986...Honor roll student... Majoring in accounting...He is the son of Kimberly Gant.

THE 3-POINTER: Prior to the 2006-07 season, the Illinois Wesleyan men's basketball team has made a 3-point field goal in 293 straight games. The streak dates back to the 1995-96 season when the Titans were 0-for-8 in 3-point attempts in an 86-76 win at North Park on Jan. 28, 1996. They finished that season making a 3-pointer in the final 14 games and in the 247 after that. The Division III record is held by Salisbury with 502, from November 1986 to the present day, and the Division I record is held by Nevada-Las Vegas with 631, also from November 1986 to present.



ANDREW GILMORE, SOPHOMORE, STILLWATER, MINN. (AREA HS)

AT ILLINOIS WESLEYAN - With graduation of eight seniors, will be counted on in 2006-07 to fill guard opening... Has earned one letter...2005-06: Played in 13 varsity games and had highs of six points (Carthage), one rebound and two

assists (both at Illinois College)... Averaged 13.9 in junior varsity games with 20 in two games...HIGH SCHOOL: All-conference selection and honorable mention all-stater... Was team captain for the Ponies... Member of the Minnesota Basketball Coaches Association All-Stars series... High school coach: Dennis Bloom. PERSONAL: Born December 29, 1986... Majoring in political science at IWU... Named Academic All-Stater... He is the son of Paul Gilmore and Leta Herrington.



JORDAN MORRIS, SOPHOMORE, WASHINGTON, ILL. (PEKIN HS)

AT ILLINOIS WESLEYAN - 2005-06: Averaged 9.1 points in junior varsity games and scored highs of 17 against alumni and 11 vs. North Park... IN HIGH SCHOOL: Third team all-state Illinois Basketball Coaches Association... Associated Press honorable mention all-state... Peoria Journal Star all-area first team... Mid-Illini all-conference player and all-conference Mid-State 6... Three time all-area selection in Pekin Daily Times... Team captain for two years... Team "MVP" and "Best Defense Award" winner as a senior... First team Pekin Holiday all-tournament team and "Mr. Hustle" award winner... High school coach: Joe Stoner. PERSONAL: Born December 4, 1986... Majoring in business administration... Member of Leadership Council, National Honor Society, Executive Board, and Class President... He is the son of Jay and Karen Morris.

able mention all-state... Peoria Journal Star all-area first team... Mid-Illini all-conference player and all-conference Mid-State 6... Three time all-area selection in Pekin Daily Times... Team captain for two years... Team "MVP" and "Best Defense Award" winner as a senior... First team Pekin Holiday all-tournament team and "Mr. Hustle" award winner... High school coach: Joe Stoner. PERSONAL: Born December 4, 1986... Majoring in business administration... Member of Leadership Council, National Honor Society, Executive Board, and Class President... He is the son of Jay and Karen Morris.



ANTHONY GUNNELL, SOPHOMORE, TUSCOLA, ILL. (HS)

AT ILLINOIS WESLEYAN - Transfer from University of Illinois, where he did not play basketball... HIGH SCHOOL: Earned four basketball and football letters and one in track for the Warriors... Finished third at high school with 1299 career points... First team all-Little


Okaw Valley Conference two seasons and all-area three years... Team's top defensive player three years and "MVP" as a senior when he was fourth team all-state... High school coach: Bryan Smith. PERSONAL: Born June 20, 1987... Undecided on college major... Academic all-state... He is the son of Tim and Laurie Mooney and Jim Gunnell.



BRIAN NUSSBAUM, JUNIOR, HOMEWOOD, ILL. (HOMEWOOD-FLOSSMOOR HS)

AT ILLINOIS WESLEYAN - Missed entire 2005-06 season with shoulder injury... 2004-05: Played an average of 1.8 minutes in four varsity games and gathered one rebound... Averaged team-best 17.5 points in Titan junior varsity contests with a high of 24 vs.

Carthage. IN HIGH SCHOOL: Earned three basketball and one in baseball... Averaged 7.5 points, 4.0 rebounds and 3.0 assists for team that finished second in state class AA tournament... Three-year varsity starter... Two-time honorable mention SICA East all-conference and all-area... Team's defensive player of the year as a senior... High school coach: Roy Condotti. PERSONAL: Born September 8, 1985... SICA all-academic team... National Honor Society... Majoring in political science and business administration... He is the son of Mike and Kathy Nussbaum.



MIKE HARRIGAN, SENIOR, OAK LAWN, ILL. (BROTHER RICE HS)

AT ILLINOIS WESLEYAN - Has earned one letter... 2005-06: Played in 14 varsity games (1.6 minutes avg.) and had highs of five points (at Illinois College) and one rebound (three games)... Averaged 5.6 points in junior varsity games with high of 14 in two games... 2004-05:

Joined team midseason after transferring from Loyola (Chicago) U... Averaged 8.6 points in junior varsity games with high of 13 in two games. AT LOYOLA: Played in three games for the Ramblers in 2003-04 and scored two points. HIGH SCHOOL: Team captain and all-Chicago Catholic League Conference selection... Earned two letters in basketball... High school coach: Patrick Richardson. PERSONAL: Born April 22, 1984... Majoring in business (finance)... He is the son of Tom and Anne Harrigan.




TYLER SMITH, SENIOR, PHILO, ILL. (TOLONO UNITY HS)

AT ILLINOIS WESLEYAN - Has earned three letters... 2005-06: Played an average of 1.8 minutes in 15 games, scoring one point with 10 rebounds, grabbing a high of two in four different games... 2004-05: Played in nine games (2.4 minutes avg.) and scored five points

with six rebounds... Averaged 12.8 points in junior varsity games with a high of 27 vs. alumni team... 2003-04: Played an average of 2.5 minutes in 11 games and scored five points and six rebounds... IN HIGH SCHOOL: Illinois Basketball

Coaches Association first-team all-stater as a senior when he averaged 18 points and 10.8 rebounds for 26-5 squad... Champaign News Gazette and Illini Central Conference "Player of the Year" as a senior ...Helped Tolono Unity place fourth in Class A state tournament as a junior when he averaged 17.1 points for 25-8 squad...A three-year starter who scored more than 1,400 career points...Played for Class A South in 2003 IBCA all-star game...High school coach: Lance Freeman....Also lettered four years as football player, earning 3-A all-state as receiver and safety...PERSONAL: Born September 19, 1984...Majoring in accounting at IWU...He is the son of Jeff and Janet Smith.



TEDDY TOLIVER, SOPHOMORE, SPRINGFIELD, ILL. (SOUTHEAST HS)

AT ILLINOIS WESLEYAN - 2005-06: Played in four varsity games and was one-of two from the free throw line...Averaged 4.9 points in junior varsity games and scored high of 11 against alumni team...IN HIGH SCHOOL: All-State Honorable

Mention... McDonald's All-American Nominee... Central State Eight all-conference selection... Was third in scoring in Central State Eight Conference as a senior (14.5 points)...Two-time Spartans team captain... High school coach: Rick Montooth. PERSONAL: Born February 19, 1987...Majoring in business management (marketing)... Academic all-conference and National Honor Society secretary at Southeast ... Transferred to Southeast midway through his high school career from Normal Community, where he was teammates with current IWU teammates Andrew and Zach Freeman and Jason Bloom...He is the son of Kathe Williams.



ELIAS WASHINGTON, FRESHMAN, GRAYSLAKE, ILL. (HS)

AT ILLINOIS WESLEYAN - No stranger to the Shirk Center as Grayslake played locally in State Farm Holiday Classic...HIGH SCHOOL: Three-year varsity regular... Was a Waukegan News-Sun all-area selection as well as all-Fox Valley Conference selection as a small forward/shooting

guard for the Rams...Named "Player of the Week" by News-Sun and Fox Valley Daily Herald...High school coach: Tim Bowen. PERSONAL: Born Feb. 20, 1988...Majoring in business administration...Also plans to participate in track at IWU as he finished seventh in state Class AA high jump at height of 6 feet-4 inches...He is the son of Denise Blake and Alton Washington.



MATT WITTIG, FRESHMAN, ASTORIA, ILL. (HS)

HIGH SCHOOL: Earned four basketball letters, three in baseball and two in football... Three-time "Most Valuable Player" for the Rebels... Twice named to all-Prairieland Conference first team and to Macomb Journal all-area squad...Canton Ledger "Player of the Year" 2006...Averaged 13.1 points and

seven rebounds as a senior and led Rebels in scoring and assists two years...Named to four all-tournament teams and was three-time "3-point Showdown" sectional qualifier...High school coach: Jeremy Sharp. PERSONAL: Born November 5, 1987... Majoring in business at IWU...Valedictorian of high school class...National Honor Society...He is the son of Steve and Sandy Wittig.



Titans in Pro Basketball

Jack Sikma, IWU's all-time leading scorer, was the first small college athlete to be inducted into the GTE Academic All-America Hall of Fame. Sikma had a 14-year career in the National Basketball Association with the Seattle SuperSonics and the Milwaukee Bucks. Sikma, now a businessman in the Seattle area and an assistant coach with the Sonics, finished his NBA career with 17,287 points and 10,816 rebounds in 1,107 games. A seven-time all-star, Sikma was the first NBA center to lead the league in free throw shooting, making 92.2 per cent of his charity tosses in 1987-88 for the Bucks.

An early Titan to play pro basketball was Harold Dembo, who played two games for the Chicago Bruins (owned by football Hall of Famer George Halas) in the 1939-40 National Basketball League season. Dembo scored two points on one field goal.

Keelan Amelianovich, a 2006 All-American, is currently playing with Cibola Liria in Spain. Bryan Crabtree, the 1997 NCAA Division III "Player of the Year", played for several seasons in Portugal, Germany and the Czech Republic. Other recent IWU players Jeff Kuehl (1990 grad) and David Caldwell (1991) also played professional basketball in foreign lands — Kuehl in Germany and Caldwell in Australia.

CAREER TOTALS FOR SELECT IWU RETURNERS

ANDREW FREEMAN

Year	GP-GS	FG-FGA	Pct	3FG-FGA	Pct	FT-FTA	Pct	REB	Avg	Ast	Pts/Avg
2003-04	14-0	2-12	.167	0-3	.000	10-16	.625	9	0.6	1	14/1.0
2004-05	26-4	41-83	.494	6-18	.333	30-49	.612	65	2.5	12	118/4.5
2005-06	21-0	16-35	.457	4-10	.400	8-15	.533	36	1.7	8	44/2.1
TOTAL	61-4	59-130	.454	10-31	.323	48-80	.600	110	1.8	21	176/2.9

ZACH FREEMAN

Year	GP-GS	FG-FGA	Pct	3FG-FGA	Pct	FT-FTA	Pct	REB	Avg	Ast	Pts/Avg
2003-04	28-28	114-213	.535	3-14	.214	87-119	.731	200	7.1	25	318/11.4
2004-05	22-22	107-194	.552	3-6	.500	95-129	.736	149	6.8	21	312/14.2
2005-06	32-32	185-309	.599	1-12	.083	148-207	.715	242	7.6	62	519/16.2
TOTAL	82-82	406-716	.567	7-32	.219	330-455	.725	591	7.2	108	1149/14.0

DARIUS GANT

Year	GP-GS	FG-FGA	Pct	3FG-FGA	Pct	FT-FTA	Pct	REB	Avg	Ast	Pts/Avg
2004-05	6-0	3-5	.600	0-0	.000	1-3	.333	5	0.8	1	7/1.2
2005-06	14-0	5-14	.357	0-0	.000	2-5	.400	4	0.3	1	12/0.9
TOTAL	20-0	8-19	.421	0-0	.000	3-8	.375	9	0.5	2	19/1.0

TYLER SMITH

Year	GP-GS	FG-FGA	Pct	3FG-FGA	Pct	FT-FTA	Pct	REB	Avg	Ast	Pts/Avg
2003-04	11-0	1-5	.200	0-1	.000	3-4	.750	6	0.5	0	5/0.5
2004-05	9-0	1-2	.500	0-0	.000	3-4	.750	6	0.7	2	5/0.6
2005-06	15-0	0-5	.000	0-2	.000	1-4	.250	10	0.7	0	1/0.1
TOTAL	35-0	2-12	.167	0-3	.000	7-12	.583	22	0.6	2	11/0.3

All other players, with only one year of varsity statistics, may be found on p. 13 as their career totals are the same as their 2005-06 totals.

CAREER HIGHS FOR SELECT IWU RETURNERS

PLAYER	POINTS	REBOUNDS	ASSISTS
A. FREEMAN	17 (North Central, 2/2/05)	7 (two games)	3 (two games)
Z. FREEMAN	30 (Olivet Nazarene, 11/22/05)	18 (Wheaton, 1/18/06)	4 (five times)
GANT	4 (Carthage, 1/28/06)	2 (three games)	1 (two games)
GILMORE	6 (Carthage, 1/28/06)	1 (at Illinois College, 12/17/05)	2 (at Illinois College, 12/17/05)
HARRIGAN	5 (at Illinois College, 12/17/05)	1 (three times)	0
SMITH	3 (at Beloit, 12/18/04)	2 (five games)	1 (two games)

ACADEMIC ALL-AMERICANS

Illinois Wesleyan has had 102 Academic All-Americans since the program began in 1970, a total that ranks seventh of all participating universities. Jack Sikma, a 1977 IWU graduate was inducted into the Academic All-America Hall of Fame in 1998, the first small college honoree to be inducted. Basketball players Keelan Amelianovich ('06) and Korey Coon ('00), football player Lon Erickson ('96), and baseball player James Rinne ('98) were all named College Division "Academic All-Americans of the Year" for their respective sports with Coon earning the honor in both 1999 and 2000.

FIRST TEAM (44)

MEN'S BASKETBALL—Dean Gravlin, '72, '73; Bob Spear, '75, '76, '77; Jack Sikma, '76, '77; Al Black '78; Greg Yess, '81, '82; Brian Coderre, '87; Korey Coon '99, '00; Keelan Amelianovich '06. **FOOTBALL**—Keith Ihlanfeldt '71; Mike Watson, '80, '81; Rick Hanna, '80; Jim Eaton, '80; Chris Bisailon '91; Chris Udovich '92; Jason Richards, '95; Lon Erickson '96. **BASEBALL**—Mike Sprague '74; Kurt Swearingen '79; Mike Billington '81; Rich Calcagno '83; John Ralph '88; Rich Wilkening '90; James Rinne '98. **MEN'S AT-LARGE**—J.C. Anderson '83, '84, '85; Chad Moser '97, '98. **WOMEN'S BASKETBALL**—Terri Friedman '82. **SOFTBALL**—Jill Misener '83; Carolyn Albert '90; Jennifer Jancik '92; Alisa Swanson '94; Sara Powers '01. **VOLLEYBALL**—Kirstin Rajala '88, '89; LeAnn Genzel '98.

SECOND TEAM (30)

MEN'S BASKETBALL—Greg Yess, '80; Brian Coderre, '88; Bryan Crabtree '97; Brent Niebrugge '98; Korey Coon '98; Keelan Amelianovich '05. **FOOTBALL**—Bill Farrar, '70; Wes Schneider, '73; Jim Snikeris '76; Marty Anderson, '78; J.C. Anderson, '82, '83, '84; Steve Bridges, '85; Chris Bisailon, '90, '92; Jeff Leman, '90. **WOMEN'S BASKETBALL**—Terri Friedman '81. **MEN'S AT-LARGE**—Steve Struck, '87; Chad Moser, '96; Craig Jacobs '98. **SOFTBALL**—Genda Potter '84; Jennifer Jancik '91, '93; Mary Larson, '92. **BASEBALL**—James Rinne '97; John Feely, '95. Mike Billington, '82. **VOLLEYBALL**—LeAnn Genzel, '97. **WOMEN'S SOCCER**—Ann Bernard '03.

THIRD TEAM OR HONORABLE MENTION (28)

MEN'S BASKETBALL—Dave Pavlik, '79; Jeff Clements '82; Larry Lessen '86. **BASEBALL**—Mike Mulberry, '83; Barry Brave '84, '85; Mike Simeur, '85; Joe Lira, '85; Steve Bridges '85, '86; Brian Metz '83, '87; Jon Jones, '86; Rich Wilkening '91; Andy Mulberry '92; Cody Smith '97; Nathan Knuffman '98. **VOLLEYBALL**—Elise LoBue '95. **SOFTBALL**—Jill Misener '84; Carolyn Albert '88, '89; Missy McEndree '91; Alisa Swanson, '93; Sara Kummer '99; Brynne Hasse '04. **WOMEN'S AT-LARGE**—Nata Prasertphon '91; Erin Bicek '04. **MEN'S AT-LARGE**—Chris Morton '93.

Final 2005-06 Illinois Wesleyan Men's Basketball Statistics

RECORD:	OVERALL	HOME	AWAY	NEUTRAL
ALL GAMES	(25-7)	(8-2)	(12-3)	(5-2)
CONFERENCE	(9-5)	(5-2)	(4-3)	(0-0)
NON-CONFERENCE	(16-2)	(3-0)	(8-0)	(5-2)

#	Player	GP-GS	Min--Avg	----TOTAL----		----3-PTS----		FT-FTA	Pct	-----REBOUNDS-----				PF	FO	A	TO	Blk	Stl	Pts	Avg							
				FG-FGA	Pct	3FG-FGA	Pct			Off	Def	Tot	Avg															
32	Amelianovich, Keelan 32-32 (Naperville, Neuqua Valley HS)		1141		217-404	.537	97-207	.469	65-79	.823	27	114	141	4.4	48	0	50	56	7	32	596	18.6						
30	Freeman, Zach 32-32 (Bloomington, Normal Community HS)		940	29.4	185-309	.599	1-12	.083	148-207	.715	73	169	242	7.6	80	2	62	58	32	30	519	16.2						
22	Dauksas, Adam 32-32 (Flossmoor, Homewood-Flossmoor HS)		1141	35.7	133-322	.413	73-179	.408	96-126	.762	11	88	99	3.1	69	0	204	82	3	35	435	13.6						
42	Jones, Cory 32-28 (Calumet City, Thornwood HS)		697	21.8	107-198	.540	0-1	.000	58-81	.716	53	124	177	5.5	108	8	29	49	34	17	272	8.5						
10	Arnold, Matt 24-3 (Bloomington, Ind., Edgewood HS)		567	23.6	47-116	.405	26-63	.413	44-49	.898	8	40	48	2.0	37	0	47	24	1	7	164	6.8						
34	Jones, Chris 30-3 (Calumet City, Thornwood HS)		455	15.2	76-121	.628	0-0	.000	36-62	.581	58	72	130	4.3	99	9	19	40	18	19	188	6.3						
20	Fisher, Jason 31-28 (Delavan HS)		618	19.9	61-147	.415	19-62	.306	18-26	.692	25	43	68	2.2	46	0	17	27	1	18	159	5.1						
14	McGraw, Mike 24-1 (Litchfield HS)		263	11.0	21-44	.477	14-33	.424	13-17	.765	10	12	22	0.9	25	0	16	11	3	5	69	2.9						
40	Schweer, Steve 32-1 (St. Charles, Hinsdale Central HS)		386	12.1	34-46	.739	0-0	.000	8-32	.250	40	53	93	2.9	55	1	15	25	6	12	76	2.4						
24	Freeman, Andrew 21-0 (Bloomington, Normal Community HS)		159	7.6	16-35	.457	4-10	.400	8-15	.533	14	22	36	1.7	21	1	8	7	3	2	44	2.1						
23	Gant, Darius 14-0 (Oswego HS)		46	3.3	5-14	.357	0-0	.000	2-5	.400	2	2	4	0.3	6	0	1	2	0	1	12	0.9						
10	Gilmore, Andrew 13-0 (Stillwater, Minn., Area HS)		20	1.5	3-7	.429	0-2	.000	3-4	.750	0	1	1	0.1	1	0	4	2	0	1	9	0.7						
12	Harrigan, Mike 14-0 (Oak Lawn, Brother Rice HS)		23	1.6	4-7	.571	1-4	.250	0-0	.000	0	3	3	0.2	0	0	0	3	0	0	9	0.6						
04	Toliver, Teddy 4-0 (Springfield, Southeast HS)		4	1.0	0-1	.000	0-0	.000	1-2	.500	0	0	0	0.0	1	0	0	0	0	1	1	0.3						
50	Smith, Tyler 15-0 (Philo, Tolono Unity HS)		27	1.8	0-5	.000	0-2	.000	1-4	.250	1	9	10	0.7	1	0	0	0	0	1	0.1							
52	Chamernik, Brett 3-0 (Naperville, Benet Academy)		3	1.0	0-0	.000	0-0	.000	0-0	.000	0	0	0	0.0	0	0	0	0	0	0	0	0.0						
54	Manus, Steve 9-0 (Freeport, Forreston HS)		13	1.4	0-0	.000	0-0	.000	0-0	.000	0	4	4	0.4	2	0	0	0	0	1	0	0.0						
TEAM.....											35	65	100	3.1	0		10											
Total.....			32	6503	909-1776.512		235-575.409		501-709.707		357	821	1178	36.8	599	21	472	396	108	181	2554	79.8						
Opponents.....			32	6502	792-1878.422		256-734.349		396-572.692		348	606	954	29.8	617	-	455	384	65	166	2236	69.9						
SCORE BY PERIODS:		1st	2nd	OT	Total																							
Illinois Wesleyan.....		1254	1254	46	2554																							
Opponents.....		1055	1142	39	2236																							

TITAN CCIW CHAMPIONSHIPS (93 total through October 2006)

MEN'S BASKETBALL (27) - 1949, 1954, 1960, 1961, 1962, 1964, 1965, 1966, 1967, 1970, 1971, 1975, 1976, 1977, 1982, 1984, 1986, 1988, 1991, 1992, 1994, 1995, 1997, 1998, 2003, 2004, 2005.

BASEBALL (20) - 1948, 1949, 1952, 1954, 1956, 1957, 1958, 1959, 1960, 1962, 1963, 1967, 1969, 1970, 1977, 1978, 1989, 2001, 2004, 2005.

FOOTBALL (12) - 1948, 1951, 1964, 1965, 1974, 1977, 1980, 1992, 1994, 1996, 2000, 2001.

SOFTBALL (10) - 1991, 1994, 1995, 1996, 1997, 2000, 2001, 2002, 2003, 2004.

MEN'S GOLF (9) - 1959, 1960, 1968, 1977, 2001, 2002, 2003, 2004, 2005.

MEN'S TENNIS (5) - 1963, 1964, 1997, 1998, 1999.

WOMEN'S GOLF (5) - 2002, 2003, 2004, 2005, 2006.

VOLLEYBALL (2) - 1991, 1997.

WOMEN'S TENNIS (1) - 1992.

MEN'S SWIMMING (1) - 1996.

WOMEN'S BASKETBALL (1) - 2003.

Final 2005-06 Illinois Wesleyan Men's Basketball Results

RECORD:	OVERALL	HOME	AWAY	NEUTRAL
ALL GAMES	(25-7)	(8-2)	(12-3)	(5-2)
CONFERENCE	(9-5)	(5-2)	(4-3)	(0-0)
NON-CONFERENCE	(16-2)	(3-0)	(8-0)	(5-2)

DATE	TIME	OPPONENT	SCORE	ATTEND	HIGH POINTS	HIGH REBOUNDS
11/18/05	6 p.m.	vs Univ. of Texas-Dallas	W 71-58		(24)Amelianovich, Keelan	(11)Jones, Cory
11/19/05	3:15 PM	at Wabash College	W 79-67	1119	(22)Dauksas, Adam	(13)Jones, Cory
11/22/05	7:30 p.m.	OLIVET NAZARENE	W 87-68	1950	(30)Freeman, Zach	(7)Freeman, Zach
11/28/05	7:30 p.m.	ST. XAVIER	W 81-61	2000	(26)Amelianovich, Keelan	(12)Freeman, Zach
12/3/05	3:00 pm	at Chicago	W 71-67	877	(18)Freeman, Zach	(8)Freeman, Zach
12-10-05	3 p.m.	at Washington University	W 83-56	1309	(23)Amelianovich, Keelan	(13)Jones, Chris
12/17/05	7:30 pm	at Illinois College	W 85-57	1103	(19)Amelianovich, Keelan	(8)Freeman, Zach
12/20/05	7:30 p.m.	HANOVER	W 72-61	2500	(18)Amelianovich, Keelan	(6)Jones, Cory
12/29/05	5:30 p.m.	% vs Puget Sound	W 104-87	350	(24)Amelianovich, Keelan	(9)Freeman, Zach
12/30/05	7:30 p.m.	% at Westmont	W 76-60	500	(25)Amelianovich, Keelan	(9)Jones, Chris
1/4/06	7:30 p.m.	* NORTH CENTRAL	70-74 L	2000	(23)Dauksas, Adam	(8)Freeman, Zach
1/7/06	7:30 p.m.	* at Carthage	W 80-79	1075	(16)Amelianovich, Keelan	(8)Arnold, Matt
1/11/06	7:30	* at Millikin	WOT 68-60	1000	(22)Freeman, Zach	(7)Amelianovich, Keelan
1/14/06	7:30 p.m.	* at Elmhurst College	64-72 L	1978	(28)Dauksas, Adam	(9)Jones, Cory
1/18/06	7:30 p.m.	* WHEATON	WOT 87-81	2050	(27)Amelianovich, Keelan	(18)Freeman, Zach
1/21/06	7:30pm	* at North Park University	W 78-57	1000	(17)Amelianovich, Keelan	(7)Schweer, Steve
1/25/06	7:30 p.m.	* AUGUSTANA	54-57 L	2900	(13)Freeman, Zach	(10)Amelianovich, Keelan
					(13)Dauksas, Adam	
1/28/06	7:30 p.m.	* CARTHAGE	W 95-61	3000	(23)Amelianovich, Keelan	(7)Freeman, Andrew
2/1/06	8:45 p.m.	* at North Central (Ill.)	W 91-88	1200	(28)Amelianovich, Keelan	(11)Freeman, Zach
2/4/06	7:30 p.m.	* ELMHURST COLLEGE	WOT 88-87	3000	(29)Dauksas, Adam	(11)Freeman, Zach
2/8/06	7:30 p.m.	* MILLIKIN	W 95-76	2400	(26)Freeman, Zach	(7)Schweer, Steve
2/11/06	7:30 PM	* at Wheaton College	66-69 L	1547	(19)Amelianovich, Keelan	(5)Schweer, Steve
2/15/06	7:30 PM	* at Augustana	85-93 LOT	2413	(17)Freeman, Zach	(10)Freeman, Zach
					(17)Amelianovich, Keelan	
2/18/06	7:30 p.m.	* NORTH PARK	W 94-67	2900	(19)Jones, Cory	(10)Jones, Chris
2/24/06	8:15 PM	at Augustana	W 81-67	1547	(19)Freeman, Zach	(7)Jones, Cory
2/25/06	7:30 PM	vs North Central	49-51 L	895	(17)Freeman, Zach	(9)Jones, Cory
3/3/06	6:00	vs Carroll College	W 81-68	2519	(29)Freeman, Zach	(10)Freeman, Zach
3/4/06	7:00	at UW-Whitewater	W 85-71	1725	(31)Dauksas, Adam	(9)Jones, Cory
3/10/06	8:00 p.m.	at Lawrence University	W 71-68	1100	(21)Freeman, Zach	(12)Freeman, Zach
3/11/06	7:00 p.m.	vs University of Puget Sound	W 113-99	787	(26)Amelianovich, Keelan	(10)Freeman, Zach
					(26)Dauksas, Adam	
3/17/06	8:00pm	vs Virginia Wesleyan	79-81 L	2665	(28)Amelianovich, Keelan	(7)Freeman, Zach
3/18/06	2:30pm	vs Amherst	W 71-68		(21)Amelianovich, Keelan	(8)Amelianovich, Keelan

* - Conference game

ATTENDANCE	GAMES	TOTALS	AVG/GAME
HOME	10	24700	2470
AWAY	15	19493	1300
NEUTRAL	7	7216	1031
TOTAL	32	51409	1607

IWU In Top Three in Attendance

Since moving to the Shirk Center, Illinois Wesleyan men's basketball has always ranked in the top three in Division III attendance per game. Hope and Calvin have always been two of the other three, in some order.

1994-95

IWU attendance avg. (natl. rank): 2,513 (2)
National leader (avg.): Calvin (2,792)

1995-96

IWU attendance avg. (natl. rank): 2,079 (3)
National leader (avg.): Hope (2,409)

1996-97

IWU attendance avg. (natl. rank): 2,257 (3)
National leader (avg.): Calvin (2,821)

1997-98

IWU attendance avg. (natl. rank): 2,615 (1)

1998-99

IWU attendance avg. (natl. rank): 2,245 (3)
National leader (avg.): Hope (2,440)

1999-2000

IWU attendance avg. (natl. rank): 2,385 (2)
National leader (avg.): Calvin (3,496)

2000-01

IWU attendance avg. (natl. rank): 2,132 (3)
National leader (avg.): Calvin (3,369)

2001-02

IWU attendance avg. (natl. rank): 2,081 (3)
National leader (avg.): Calvin (2,893)

2002-03

IWU attendance avg. (natl. rank): 2,263 (2)
National leader (avg.): Hope (2,383)

2003-04

IWU attendance avg. (natl. rank): 2,077 (2)
National leader (avg.): Hope (2,491)

2004-05

IWU attendance avg. (natl. rank): 2,376 (2)
National leader (avg.): Hope (2,462)

2005-06

IWU attendance avg. (natl. rank): 2,470 (2)
National leader (avg.): Hope (2,928)

Individual Records

MOST POINTS SCORED

Game: 47, Greg Yess vs. Indiana Central, 12/10/80
Season: 837, Jack Sikma, 1976-77
Career: 2,272, Jack Sikma, 1973-77
Freshman year: 407, Luke Kasten, 1999-2000
Sophomore year: 610, Jack Sikma, 1974-75
Junior year: 573, Blaise Bugajski, 1982-83
Senior year: 837, Jack Sikma, 1976-77

SCORING AVERAGE

Season: 27.0, Jack Sikma, 1976-77
Career: 21.2, Jack Sikma, 1973-77

FIELD GOALS MADE

Game: 20, Greg Yess vs. Indiana Central, 12/10/80
Season: 324, Jack Sikma, 1976-77
Career: 941, Jack Sikma, 1973-77

FIELD GOAL PERCENTAGE

Season: .642, Brent Niebrugge, 1996-97 (165 of 257)
Career: .635, Brent Niebrugge, 1994-98 (385 of 606)

3-POINT FIELD GOALS MADE

Game: 8, Mark Edmundson at Wabash, 11/30/88; Mark Aubry at Carthage, 2/19/94; Korey Coon at Olivet Nazarene, 12/7/98; Korey Coon vs. North Central, 2/23/00; Adam Dauksas at Elmhurst, 1/14/06
Season: 99, Keelan Amelianovich, 2005-06
Career: 254, Keelan Amelianovich, 2002-06

3-POINT FIELD GOALS ATTEMPTED

Game: 17, Mark Aubry at Aurora, 12/18/93
Season: 207, Keelan Amelianovich, 2005-06
Career: 584, Mark Edmundson, 1986-90

FREE THROWS MADE

Game: 19 (of 22 attempts), Bryan Crabtree vs. Alvernia, 3/21/97
Season: 209, Bryan Crabtree, 1996-97
Career: 518, Bryan Crabtree, 1996-97
Consecutive (single season): 45, Blaise Bugajski, 1983-84
Consecutive (career): 70, Korey Coon, 1998-99 into 1999-2000

FREE THROW PERCENTAGE

Season: .963, Korey Coon, 1999-00 (157 of 163) - *also NCAA D-III record*
Career: .913, Korey Coon, 1996-00 (449 of 492)

REBOUNDS

Game: 24, Don Davidson vs. MacMurray 12/3/66; Jack Sikma vs. Bradley, 12/30/76
Season: 477, Jack Sikma, 1976-77
Career: 1,405, Jack Sikma, 1973-77

REBOUNDING AVERAGE

Season: 15.4, Jack Sikma, 1976-77
Career: 13.1, Jack Sikma, 1973-77

ASSISTS

Game: 14, Adam Dauksas vs. Benedictine, 12/22/03; Brian Martin vs. Carthage 2/9/91
Season: 209, by Adam Dauksas, 2005-06
Career: 589, by Adam Dauksas, 2002-06

STEALS

Game: 7, Nathan Hubbard vs. Brigham Young-Hawaii, 1/2/99

GAMES PLAYED

Career (also record for consecutive): 115, Bob Spear, 1973-77

CONSECUTIVE GAMES STARTED

Career: Brian Martin, 111, 1989-93

Team Records

MOST POINTS SCORED

Game: 132 vs. Grinnell, March 1, 2001 (132-91)
[also NCAA Division III tournament record]
Season: 2,616, 1987-88
Season game average: 90.2, 1987-88

MOST POINTS ALLOWED

Game: 122 vs. Lincoln (Mo.) Dec. 29, 1966 (122-84)
Season: 2,344, 1989-90

MOST COMBINED POINTS

Game: 228, Dec. 11, 1999 (IWU 115, Aurora 113, 2 overtimes)
Season: 4,864, 1987-88 (IWU 2,616; opponents 2,248)

WINNING MARGIN

Game: 71 (vs. Rockford, 1995-96, 110-39)
(vs. Eureka, 1913-1914, 84-13)
Season: 15.9, 1994-95 (IWU 88.2; opponents 72.3)

LOSING MARGIN

Game: 60 vs. Iowa Dec. 15, 1984 (99-39)

MOST VICTORIES

Season: 29, 1996-97 (29-2)
Consecutive: 24, 1935-37

MOST LOSSES

Season: 18, 1941-42 (4-18)
Consecutive: 20, 1942-44

SEASON PERCENTAGE

Best: 1.000, 1935-36 (20-0)
Worst: .067, 1943-44 (1-14)

FIELD GOALS MADE

Game: 56 vs. Carroll Jan. 6, 1967
Season: 1,028, 1965-66

FIELD GOAL PERCENTAGE

Game: .783 at Elmhurst Feb. 2, 1990 (36 of 46)
Season: .527, 1982-83 (855 of 1,622)

3-POINT FIELD GOALS MADE

Game: 19 vs. Millikin, Feb. 20, 1993
Season: 235, 2005-06

3-POINT FIELD GOAL PERCENTAGE

Game: .786 at North Central Feb. 21, 1990 (11 of 14)
Season: .439, 1992-93 (208 of 474); 2003-04 (201 of 458)

FREE THROWS MADE

Game: 40 vs. Grinnell, March 1, 2001 (40 of 50)
Season: 616, 1996-97 (of 790)

REBOUNDS

Game: 73 vs. Carroll Dec. 6, 1969
Season: 1,401, 1976-77
Season game average: 47.2, 1971-72

FREE THROW PERCENTAGE

Game: 1.000 (20 of 20), Millikin, 1988
Game (when not 1.000): .972 (35 of 36), at North Park, Feb. 19, 2003
Season: .788, 1993-94 (497 of 631)

BEST CONFERENCE RECORD

Season: 16-0, 1935-36 and 1969-70; 12-0, 1927 and 1964-65

CONSECUTIVE CONFERENCE GAMES WON

26, 1963-66

Yearly Records, Coaches, Captains

SEASON	REC.	CCIW REC.	PLACE	COACH	CAPTAINS
1909-10	3-2			No Coach	F.R. Kerley
1910-11	15-4			Fred Muhl	Arch Schaeffer
1911-12*	14-3			Fred Muhl	Fred Young
1912-13	11-6			Fred Muhl	George Hinshaw
1913-14*	14-5			Fred Muhl	J. Norman Elliott
1914-15	8-7			Fred Muhl	Harlan Hart
1915-16	15-4			Fred Muhl	J. Norman Elliott
1916-17	7-9			Fred Muhl	Howard Millard
1917-18	11-4			Fred Muhl	Harlow Sutherland
1918-19*	15-4			Fred Muhl	Russell Strange
1919-20	7-8			Fred Muhl	Russell Strange
1920-21	12-8			Fred Muhl	Irv Pennock
1921-22	15-7			Byron Wimberly	Frenchy Haussler
1922-23*	15-4			Byron Wimberly	Frank Finks
1923-24	16-4			Clarence Cartwright	Tommy Oliver
1924-25	12-7			Wally Roettger	Ross Anderson
1925-26*	14-4			Wally Roettger	Ross Anderson
1926-27*	14-2			Wally Roettger	Eldon Volk
1927-28*	13-1			Wally Roettger	Hugo Lindquist
1928-29*	9-4			Wally Roettger	Fritz Rhea
1929-30	10-5			Wally Roettger	Joe Baker
1930-31	8-10			Wally Roettger	Billy Meehan
1931-32	8-7			Wally Roettger	John Callans
1932-33	12-5			Wally Roettger	Barney Munday
1933-34	14-5			Wally Roettger	Tony Blazine
1934-35	10-7			Wally Roettger, Fred Parker	Willard Benson
1935-36*	20-0			Harry Bell	Jack Horenberger
1936-37	12-5			Harry Bell	John Wallace
1937-38	8-14			Harry Bell	George Ruff, Ken Chittum
1938-39	11-12			Harry Bell	George Walker, Frank Soeka
1939-40	17-5			Bob Voigts	Frank Soeka
1940-41	8-11			Bob Voigts	Harry Anderson, Ed Quigley
1941-42	4-18			Don Drumm	Bob Crabtree
1942-43	7-14			Jack Horenberger	Clyde Buettner
1943-44	1-14			Cecil Russell	Wallace Waddington
1944-45	8-8			Mel Brewer	Hank Bennett
1945-46	10-8			Jack Horenberger	Hank Bennett
1946-47	8-9	6-4	T4	Jack Horenberger	Harry Anderson
1947-48	11-9	4-6	T5	Jack Horenberger	Jim Hershberger
1948-49*	19-6	9-1	1	Jack Horenberger	None elected
1949-50	12-11	7-3	2	Jack Horenberger	Fran Somers
1950-51	16-8	7-3	T2	Jack Horenberger	John Lane, Steve Zebos
1951-52	11-10	5-5	5	Jack Horenberger	Bob Hildebrand
1952-53	15-5	7-2	T2	Jack Horenberger	None elected
1953-54*	17-10	10-2	1	Jack Horenberger	Earl Neeman, Fran Conlee, Howie Berggren
1954-55	16-10	8-4	3	Jack Horenberger	Glen Newton
1955-56	14-9	10-4	2	Jack Horenberger	Glen Newton, Teddy Winkles
1956-57	7-15	7-7	T4	Jack Horenberger	Chuck Hohlfelder
1957-58	8-14	7-7	T4	Jack Horenberger	Dean Padgett
1958-59	6-18	6-8	T4	Jack Horenberger	Dennis Mattix
1959-60*	9-10	9-3	T1	Jack Horenberger	Dennie Bridges
1960-61*	17-11	7-3	1	Jack Horenberger	Dennie Bridges
1961-62*	17-10	11-1	1	Jack Horenberger	Jon Hawthorne
1962-63	14-9	8-6	T3	Jack Horenberger	Jerry Wisted
1963-64*	12-10	9-3	T1	Jack Horenberger	Vic Armstrong
1964-65*	18-6	12-0	1	Jack Horenberger	Jim Hedrick
1965-66*	21-10	10-2	1	Dennie Bridges	Jim Gresham
1966-67*	15-11	10-2	1	Dennie Bridges	Steve Laub
1967-68	11-14	10-6	T4	Dennie Bridges	Dennis Kagel
1968-69	11-15	8-8	T4	Dennie Bridges	Dennis Kagel
1969-70*	21-4	16-0	1	Dennie Bridges	Tom Gramkow
1970-71*	19-8	12-4	T1	Dennie Bridges	Sheldon Thompson
1971-72	18-7	12-4	T2	Dennie Bridges	Stan Broers
1972-73	15-9	10-6	T2	Dennie Bridges	Don Wright
1973-74	12-12	10-6	3	Dennie Bridges	Dan Hiser, Curt Nord

1974-75*	23-7	14-2	1	Dennie Bridges	Bruce Foote
1975-76*	23-7	15-1	1	Dennie Bridges	Bruce Foote, Jack Sikma
1976-77*	25-6	15-1	1	Dennie Bridges	Jack Sikma
1977-78	13-11	11-5	3	Dennie Bridges	Chris Eldredge
1978-79	14-11	9-7	5	Dennie Bridges	Dave Pavlik
1979-80	17-11	11-5	T3	Dennie Bridges	Greg Yess
1980-81	15-11	11-5	T2	Dennie Bridges	Greg Yess
1981-82*	20-8	13-3	T1	Dennie Bridges	Greg Yess
1982-83	17-11	11-5	T2	Dennie Bridges	Brad Gregurich
1983-84*	17-11	14-2	1	Dennie Bridges	Blaise Bugajski
1984-85	10-17	8-8	5	Dennie Bridges	Tom Baffes
1985-86*	19-10	14-2	1	Dennie Bridges	Dwight Zivo
1986-87	17-10	12-4	T2	Dennie Bridges	Eric Bridges, Keith Luechtefeld
1987-88*	24-5	15-1	1	Dennie Bridges	Brian Coderre
1988-89	12-14	7-9	T4	Dennie Bridges	Matt Chadash
1989-90	22-9	14-2	2	Dennie Bridges	Jeff Kuehl, Mark Edmundson
1990-91*	18-9	15-1	1	Dennie Bridges	Dave Kunka, Jason Jones
1991-92*	22-6	14-2	1	Dennie Bridges	Dave Kunka
1992-93	16-9	9-5	2	Dennie Bridges	S. Kuehl, B. Martin, D. Kunka, S. Czirjak
1993-94*	19-8	11-3	1	Dennie Bridges	John Lipic, Mike Groenenboom
1994-95*	24-4	13-1	1	Dennie Bridges	Mark Aubry, Chad Hutson
1995-96	28-3	12-2	2	Dennie Bridges	Chris Simich, Brady Knight
1996-97*	29-2	13-1	1	Dennie Bridges	Bryan Crabtree
1997-98*	22-5	13-1	1	Dennie Bridges	Andrew Boyden
1998-99	17-9	10-4	2	Dennie Bridges	Andrew Boyden, Nathan Hubbard
1999-00	17-8	9-5	3	Dennie Bridges	Korey Coon
2000-01	24-7	10-4	3	Dennie Bridges	Adam Osborn
2001-02	12-12	6-8	T4	Scott Trost	Ryan McCreery
2002-03 *	22-6	11-3	T1	Scott Trost	John Camardella, Luke Kasten
2003-04 *	21-7	12-2	1	Scott Trost	Jim Lehan
2004-05 *	21-5	12-2	1	Scott Trost	Keelan Amelianovich, Adam Dauksas, Cory Jones
2005-06	25-7	9-5	T3	Scott Trost	Keelan Amelianovich, Adam Dauksas, Cory Jones

*—Conference championship teams.

Head coaches Dennie Bridges (left) and Jack Horenberger accounted for 931 Titan basketball victories in the 57 years from 1945-2001. The baseball field at IWU is named in Horenberger's honor.



Career Records of Illinois Wesleyan Coaches

(by total victories)


Coach	Yrs.	W	L	Pct.
1. Dennie Bridges	36 (1965-2001)	.667	319	.676
2. Jack Horenberger	21 (1945-65)	.264	212	.555
3. Fred Muhl	11 (1910-21)	.129	62	.675
4. Wally Roettger	11 (1924-35)	.117	55	.680
5. Scott Trost	5 (2001-06)	.101	37	.732
6. Harry Bell	4 (1935-39)	.51	31	.622
7. Byron Wimberly	2 (1921-23)	.30	11	.732
8. Bob Voigts	2 (1939-41)	.25	16	.610
9. Clarence Cartwright	1 (1923-24)	.16	4	.800
10. Mel Brewer	1 (1944-45)	.8	8	.500
11. Fred Parker	1 (1934-35)	.7	2	.778
12. Don Drumm	1 (1941-42)	.4	18	.182
13. Cecil Russell	1 (1943-44)	.1	14	.067
Totals	96	1,420	787	.642

1995-96 (28-3)

Coach: Dennie Bridges

Captains: Brady Knight, Chris Simich

Nebraska Wesleyan*	80-65
Washington U.*	83-74
Rose-Hulman*	72-67
Rockford*	110-39
Olivet Nazarene	62-57
Illinois Benedictine*	82-63
Teikyo-Marycrest*	103-64
Aurora*	105-89
Florida Tech	81-71
Eckerd	82-77
Carthage	72-59
Augustana*	98-72
Wheaton*	68-67
North Central	85-60
Elmhurst*	84-47
Illinois College*	82-67
North Park	86-76
Millikin	86-71
Augustana	76-66
North Central*	84-68
Wheaton	71-83
Elmhurst	72-86
Carthage*	94-64
North Park*	96-89
Millikin*	100-90
Ripon*	77-66
Hanover*	73-67
Roanoke (Va.)	116-88
Washington U.	73-61
Rowan (N.J.)	77-79
Franklin & Marshall	89-57




The 1995-96 team finished third in the NCAA Division III tournament. Front row (from left): Scott Peterson, Jon Litwiller, Chris Senica, Chris Simich, Andy Boyden, John Baines and Bryan Crabtree. Back row: Assistant coach Dennis Martel, assistant coach David Steinbrueck, Kyle Tudeen, Brian Green, Brent Niebrugge, Matt Swingler, T.J. Posey, Brady Knight, Tony Pacetti, head coach Dennie Bridges.

1996-97 (29-2)

Coach: Dennie Bridges

Captain: Bryan Crabtree

DePauw	82-62
Wittenberg	91-69
Rockford*	89-64
Carthage*	88-61
Olivet Nazarene*	81-75
@Aurora	98-90
Ind.-South Bend*	78-67
Rose-Hulman*	88-63
@Concordia (Calif.)	82-77
Montana St.-Northern	83-69
@Westmont (Calif.)	68-60
Millikin*	80-76
North Park*	95-70
Augustana*	71-54
@Wheaton	94-90 (OT)
@North Central	72-81
@Elmhurst	80-71
@Carthage	98-64
@Augustana	81-68
Elmhurst*	82-60
Wheaton*	75-63
@North Park	96-62
North Central*	84-66
@Millikin	100-81
@Benedictine	65-77
Maryville (Mo.)*	105-66
Rose-Hulman*	54-53
Bridgewater (Va.)*	87-60
Methodist (N.C.)*	95-63
Alvernia (Pa.)	85-82
Nebraska Wesleyan	89-86




The 1996-97 team was 29-2 and won the NCAA Division III tournament. Front row (from left): Seth Zeller, Tony Pacetti, Korey Coon, Jason Osborn, Jerry Happ, Mike Pope, Mike Rogers. Back row: Andy Boyden, Kyle Tudeen, Buck Condill, Brent Niebrugge, Bryan Crabtree, Matt Hoder, Matt Mann, Nathan Hubbard, John Baines, head coach Dennie Bridges.

2000-01 (24-7)

Coach: Dennie Bridges

Captain: Adam Osborn

Blackburn*	79-64
Chicago	76-77
MacMurray*	96-50
Benedictine U.	84-81
Aurora*	67-60
Washington U.*	94-86
Olivet Nazarene*	87-63
Brewton Parker	79-75
Wisconsin-Superior	72-82
Florida Tech	88-85
Ripon College*	89-80
Elmhurst	87-89
Augustana*	91-72
Wheaton*	74-62
North Central	85-82
Carthage	70-90
North Park*	68-62
Millikin*	98-84
Augustana	70-76
North Park	92-85
Wheaton	63-67
North Central*	86-72
Elmhurst*	71-63
Carthage*	83-71
Millikin	96-65
Grinnell*	132-91
Wartburg	65-60
Elmhurst	63-60
Chicago	77-68
William Paterson	52-67
Ohio Northern	76-73



The 2000-01 team finished third in the NCAA Division III tournament. Front row (from left): Head coach Dennie Bridges, Martin Eich, Seth Hubbard, Luke Kasten, Todd Wentz, Mike Rogers, Ryan McCreery, John Camardella. Back row: Assistant coach David Steinbrueck, Laban Cross, Adam Osborn, Eric Starkey, Jabari Adams, Craig Bunting, John O'Brien, Casey Tushaus, Chris Silagi, Shawn McGuire, Jim Lehan, assistant coach Dennis Martel.


2005-06 (25-7)

Coach: Scott Trost

Captains: Keelan Amelianovich,

Adam Dauksas, Cory Jones

Texas-Dallas	71-58
Wabash	79-67
Olivet Nazarene*	87-68
St. Xavier*	81-61
Chicago	71-67
Washington U.	83-56
Illinois College	85-57
Hanover *	72-61
Puget Sound	104-87
Westmont	76-60
North Central*	70-74
Carthage	80-79
Millikin	68-60 (OT)
Elmhurst	64-72
Wheaton*	87-81 (OT)
North Park	78-57
Augustana*	54-57
Carthage*	95-61
North Central	91-88
Elmhurst*	88-87 (OT)
Millikin*	95-76
Wheaton	66-69
Augustana	85-93 (OT)
North Park*	94-67
Augustana*	81-67
North Central #	49-51
Carroll #	81-68
Wis.-Whitewater*	85-71
Lawrence*	71-68
Puget Sound #	113-99
Virginia Wesleyan #	79-81
Amherst #	71-68



The 2005-06 team finished third in the NCAA Division III tournament. Front row (from left): Jordan Morris, Charlie Grady, Teddy Toliver, Andrew Gilmore, Greg Milligan, Matt Bone. Middle: Steve Schweer. Jason Fisher, Cory Jones, Adam Dauksas, Keelan Amelianovich, Mike McGraw, Chris Jones, Zach Freeman. Back: Assistant Dennis Martel, Kevin Bryant, Brett Chamernik, Steve Manus, Brian Nussbaum, Tyler Smith, Andrew Freeman, Darius Gant, Mike Harrigan, Jason Bloom, Anthony Pavone, John Caywood, assistant coach Chad Hutson, head coach Scott Trost. Not present: Matt Arnold, assistant coach David Steinbrueck..

IWU Single-Season Bests

SCORING

1.	Jack Sikma	837	1976-77
2.	Blaise Bugajski	738	1983-84
3.	Bryan Crabtree	678	1996-97
4.	Jack Sikma	610	1974-75
5.	Chris Simich	597	1995-96
6.	Keelan Amelianovich	596	2005-06
7.	Blaise Bugajski	573	1982-83
8.	Chris Simich	559	1994-95
9.	Korey Coon	550	1999-00
10.	Bill Patterson	547	1966-67
11.	David Caldwell	543	1990-91
12.	Brent Niebrugge	541	1997-98
12.	Paul Grady	541	1961-62
14.	Bryan Crabtree	534	1995-96
15.	Dean Gravlin	533	1971-72
16.	Greg Yess	532	1980-81
17.	Dean Gravlin	529	1972-73
18.	Jeff Kuehl	525	1988-89
19.	Fran Conlee	521	1953-54
20.	Zach Freeman	519	2005-06
21.	Korey Coon	512	1998-99
22.	Luke Kasten	504	2000-01
22.	Jamie Shouba	504	1965-66
24.	Keelan Amelianovich	502	2003-04
25.	Jack Sikma	501	1975-76
26.	Jeff Kuehl	499	1989-90
27.	Tom Gramkow	498	1968-69
28.	Jeff Kuehl	496	1987-88
29.	Al Black	495	1978-79
30.	Earl Neeman	493	1953-54
31.	Greg Yess	490	1979-80
32.	Steve Kuehl	487	1991-92
33.	Sheldon Thompson	485	1970-71
33.	Glenn Newton	485	1954-55

REBOUNDING

1.	Jack Sikma	477	1976-77
2.	Jack Sikma	415	1974-75
3.	Ken Lock	353	1965-66
4.	Bill Braksick	347	1987-88
5.	Fred Evans	316	1969-70
6.	Greg Yess	291	1980-81
7.	Jack Sikma	290	1975-76
8.	Sheldon Thompson	282	1968-69
9.	Sheldon Thompson	280	1967-68
10.	Sheldon Thompson	278	1970-71
11.	Greg Yess	270	1979-80
12.	Keith Luechtefeld	268	1985-86
13.	John Lenahan	265	1975-76
14.	Greg Yess	262	1981-82
15.	Brent Niebrugge	254	1997-98
16.	Chris Simich	253	1995-96
17.	John Lipic	248	1993-94
17.	Chris Simich	248	1994-95
19.	Greg Yess	245	1978-79
20.	Zach Freeman	242	2005-06
20.	Ken Lock	242	1964-65
20.	Dean Gravlin	242	1971-72
20.	Dave Thompson	242	1971-72
24.	Don Davidson	238	1966-67
25.	Jamie Shouba	231	1965-66

ASSISTS

1.	Adam Dauksas	204	2005-06
2.	Chad Hutson	198	1994-95
3.	Brian Martin	165	1990-91
4.	Adam Dauksas	150	2003-04
5.	Brian Martin	149	1991-92
6.	Adam Dauksas	145	2004-05
7.	Ron Rose	137	1987-88
8.	Brad Gregurich	136	1981-82
9.	Chad Hutson	134	1993-94
9.	Paul Petersen	134	1987-88
11.	Adam Osborn	130	2000-01
11.	Brad Gregurich	130	1982-83
13.	Nathan Hubbard	128	1997-98
14.	T. J. Posey	127	1995-96
15.	Terry Edlen	118	1980-81
16.	Eric Bridges	115	1984-85
16.	Keith Luechtefeld	115	1985-86
18.	Gary Judson	114	1983-84
19.	Terry Edlen	111	1979-80
20.	Brian Martin	107	1992-93
21.	Brady Knight	106	1995-96
22.	Nathan Hubbard	105	1996-97
23.	Mark Edmundson	104	1989-90
24.	Steve Kuehl	103	1990-91
24.	Brian Martin	103	1989-90

FIELD GOALS MADE

1.	Jack Sikma	324	1976-77
2.	Blaise Bugajski	280	1983-84
3.	Jack Sikma	265	1974-75
4.	Blaise Bugajski	236	1982-83
5.	Chris Simich	231	1995-96
6.	Chris Simich	228	1994-95
7.	David Caldwell	226	1990-91
8.	Bill Patterson	225	1966-67
9.	Keelan Amelianovich	217	2005-06
10.	Jeff Kuehl	214	1987-88
11.	Greg Yess	214	1980-81
12.	Dean Gravlin	212	1972-73
13.	Brent Niebrugge	208	1997-98
14.	Bryan Crabtree	207	1996-97
14.	Dennis Kagel	207	1967-68
16.	Dean Gravlin	206	1971-72
16.	Tom Gramkow	206	1968-69
18.	Greg Yess	206	1979-80
19.	Jack Sikma	204	1975-76
20.	Al Black	203	1978-79
21.	Jeff Kuehl	200	1988-89
21.	Sheldon Thompson	200	1970-71

FIELD GOAL PERCENTAGE

minimum 5 made per game

1.	Brent Niebrugge	.642	1996-97	(165-257)
2.	Brent Niebrugge	.638	1997-98	(208-326)
3.	David Caldwell	.633	1990-91	(226-357)
4.	Jeff Kuehl	.625	1989-90	(190-304)
5.	Joel Fruendt	.603	1982-83	(191-317)
6.	Zach Freeman	.599	2005-06	(185-309)
6.	Andrew Boyden	.594	1996-97	(126-212)

7.	Dean Gravlin	.586	1971-72	(207-353)
8.	Chris Simich	.579	1994-95	(228-394)
9.	Andrew Boyden	.578	1998-99	(149-258)
10.	Jeff Kuehl	.577	1987-88	(214-371)
11.	Mike Groenenboom	.572	1993-94	(131-229)
12.	Andrew Boyden	.570	1997-98	(143-251)
13.	Jon Litwiller	.568	1995-96	(159-280)
14.	John Camardella	.564	2002-03	(133-236)
15.	Blaise Bugajski	.562	1982-83	(236-420)
15.	Al Black	.562	1978-79	(203-361)
15.	Steve Kuehl	.562	1991-92	(178-317)
18.	Al Black	.556	1977-78	(158-284)
19.	Gary Judson	.546	1983-84	(142-260)
20.	Sheldon Thompson	.545	1969-70	(150-275)
21.	Larry Lessen	.544	1985-86	(193-355)
22.	Bill Braksick	.543	1987-88	(170-313)
23.	Jack Sikma	.538	1976-77	(324-602)
24.	Keelan Amelianovich	.537	2005-06	(217-404)
25.	Luke Kasten	.533	2000-01	(185-347)

FREE THROWS MADE

1.	Bryan Crabtree	209	1996-97
2.	Jack Sikma	189	1976-77
3.	Blaise Bugajski	178	1983-84
4.	Korey Coon	157	1999-00
5.	Jamie Shouba	150	1965-66
6.	Zach Freeman	148	2005-06
7.	Jamie Shouba	144	1964-65
8.	Bryan Crabtree	140	1995-96
9.	Chris Simich	133	1995-96
10.	Korey Coon	128	1998-99
11.	Luke Kasten	127	2001-02
11.	Luke Kasten	127	2000-01
13.	Brent Niebrugge	125	1997-98
14.	Dean Gravlin	119	1971-71
14.	Jeff Kuehl	119	1988-89
16.	Jeff Kuehl	118	1989-90
17.	John Lipic	113	1991-92
17.	Don Wright	113	1970-71
19.	Adam Dauksas	110	2003-04
20.	Adam Dauksas	109	2004-05
21.	Korey Coon	105	1997-98
22.	Dean Gravlin	105	1972-73
23.	Greg Yess	104	1980-81
24.	Chris Simich	103	1994-95
25.	Blaise Bugajski	101	1982-83
26.	Seth Hubbard	100	2002-03
27.	Chris Eldredge	98	1974-75
28.	Bill Patterson	97	1966-67

FREE THROW PERCENTAGE

minimum 2.5 made per game

1.	Korey Coon	.963	1999-00
	(157-163) - also Division III record		
2.	Korey Coon	.897	1997-98
	(105-117)		
3.	Chad Hutson	.892	1993-94
	(83-93)		
4.	Korey Coon	.883	1998-99
	(128-145)		
5.	David Caldwell	.882	1990-91
	(90-102)		
6.	Chad Hutson	.874	1991-92
	(76-87)		
7.	Al Black	.873	1978-79
	(89-102)		
8.	Tom Gramkow	.869	1968-69
	(86-99)		
9.	Larry Lessen	.864	1985-86
	(89-103)		
10.	Bob Spear	.862	1974-75
	(75-87)		
11.	Bill Braksick	.861	1987-88
	(87-101)		
12.	Bill Patterson	.851	1966-67
	(97-114)		
13.	Blaise Bugajski	.848	1983-84
	(178-210)		
14.	Bryan Crabtree	.843	1996-97
	(209-248)		
15.	Steve Laub	.841	1964-65
	(58-69)		
16.	Tom Gramkow	.839	1969-70
	(73-87)		
17.	Blaise Bugajski	.837	1981-82
	(87-104)		
18.	John Lipic	.833	1993-94
	(95-114)		
19.	Chris Simich	.831	1995-96
	(133-160)		
20.	Keelan Amelianovich	.828	2003-04
	(72-87)		

20.	Blaise Bugajski	.828	1982-83
	(101-122)		
22.	Chris Simich	.824	1994-95
	(103-125)		
23.	Chris Eldredge	.813	1974-75
	(78-96)		
24.	Jeff Kuehl	.808	1989-90
	(118-146)		
25.	Adam Dauksas	.807	2004-05
	(109-135)		
26.	Jack Sikma	.804	1976-77
	(189-235)		
27.	Adam Dauksas	.803	2003-04
	(110-137)		

3-POINT FIELD GOALS

1.	Keelan Amelianovich	97	2005-06
2.	Keelan Amelianovich	82	2003-04
3.	Mark Edmundson	79	1987-88
4.	Korey Coon	74	1998-99
5.	Adam Dauksas	73	2005-06
6.	Mark Edmundson	72	1989-90
7.	Mark Edmundson	68	1988-89
8.	Keelan Amelianovich	67	2004-05
9.	Korey Coon	65	1999-00
10.	Adam Osborn	60	1999-00
10.	Mark Aubry	60	1994-95
12.	Mark Aubry	58	1993-94
13.	Korey Coon	57	1997-98
13.	Steve Kuehl	57	1992-93
15.	Adam Osborn	55	2000-01
15.	Bryan Crabtree	55	1996-97
17.	Nathan Hubbard	52	1997-98
17.	Bryan Crabtree	52	1995-96
19.	Laban Cross	51	2001-02
20.	Korey Coon	49	1996-97
21.	Steve Czirjak	48	1991-92
21.	Brian Martin	48	1992-93
23.	Adam Dauksas	45	2004-05
23.	Adam Dauksas	45	2003-04
23.	Adam Dauksas	45	2002-03
23.	Chris Silagi	45	2002-03
27.	John Camardella	44	2002-03

28.	T. J. Posey	43	1995-96
29.	Bryan Crabtree	42	1994-95
30.	Chris Silagi	40	2001-02
31.	Laban Cross	39	2000-01
32.	Steve Kuehl	38	1991-92
33.	Jeff Hay	36	1989-90
34.	Chad Hutson	34	1993-94
35.	Jason Fisher	33	2003-04
35.	Chad Hutson	33	1994-95
35.	Steve Czirjak	33	1992-93

FRESHMAN SCORING

1.	Luke Kasten	407	1999-00
2.	Sheldon Thompson	362	1967-68
3.	Greg Yess	357	1978-79
4.	Blaise Bugajski	350	1979-80
5.	Brian Martin	347	1989-90
6.	Jack Sikma	324	1973-74
7.	Zach Freeman	318	2003-04
8.	Korey Coon	314	1996-97
9.	Bryan Crabtree	292	1993-94
10.	Adam Dauksas	261	2002-03

FRESH-SOPH SCORING

1.	Jack Sikma	934	1973-75
2.	Luke Kasten	911	1999-01
3.	Greg Yess	847	1978-80
4.	Blaise Bugajski	751	1979-81
5.	Korey Coon	720	1996-98
6.	Larry Lessen	718	1984-86
7.	Sheldon Thompson	714	1967-69
8.	Bryan Crabtree	659	1993-95
9.	Adam Dauksas	648	2002-04
10.	Zach Freeman	630	2003-05

Top Single Game Performances

SCORING		REBOUNDING	
47 ...Greg Yess	Indiana Central, Dec. 10, 1980	37 ...Brent Niebrugge	@ Wheaton, Jan. 17, 1998
44 ...Jack Sikma	@ Millikin, Jan. 17, 1977	Dean Gravlin	Carthage, Jan. 26, 1973
42 ...Korey Coon	North Central, Feb. 23, 2000	36 ...Jeff Kuehl	St. Ambrose, Nov. 19, 1988
Fran Conlee	North Central, Feb. 24, 1954	Greg Yess	Millikin, Feb. 25, 1981
40 ...Bryan Crabtree	Millikin, Feb. 24, 1996	Greg Yess	@ Indiana Central, Dec. 1, 1979
Bill Patterson	@ Illinois State, Feb. 15, 1967	Dean Padgett	North Central, Feb. 9, 1957
Blaise Bugajski	Kearney State, Dec. 27, 1983	Bill Patterson	Quincy, Jan. 21, 1967
Blaise Bugajski	Midwestern St., Dec. 29, 1983		
39 ...Dean Padgett	Millikin, Feb. 19, 1948	24 ...Don Davidson	@ MacMurray Dec. 3, 1966
Fran Conlee	Lake Forest, Feb. 20, 1954	Jack Sikma	@ Bradley Dec. 30, 1976
Greg Yess	@ Wheaton, Feb. 21, 1981	23 ...Bill Braksick	LeMoyne-Owen Nov. 30, 1987
38 ...Korey Coon	@ Olivet Nazarene, Dec. 7, 1998	22 ...Sheldon Thompson	Millikin Mar. 1, 1969
Jeff Kuehl	@ Augustana, Jan. 11, 1989	Jack Sikma	@ North Central Jan. 10, 1977
Jack Sikma	Carthage, Jan. 8, 1977	21 ...Jack Sikma	@ Wheaton Jan. 24, 1976
Paul Grady	Millikin, Feb. 2, 1962	Jack Sikma	Quincy Mar. 3, 1976
Blaise Bugajski	Carroll, Feb. 18, 1984	Greg Yess	DePauw Nov. 27, 1979
		Greg Yess	@ North Central Jan. 19, 1980

Illinois Wesleyan Career Records

SCORING

1.	Jack Sikma	2272	1973-77
2.	Blaise Bugajski	2062	1979-84
3.	Bryan Crabtree	1871	1993-97
4.	Luke Kasten	1848	1999-03
5.	Greg Yess	1833	1978-82
6.	Korey Coon	1782	1996-00
7.	Keelan Amelianovich	1590	2002-06
T8.	Jeff Kuehl	1573	1986-90
T8.	Sheldon Thompson	1573	1967-71
10.	Adam Dauksas	1475	2002-06
11.	Steve Kuehl	1430	1989-93
12.	Tom Gramkow	1418	1966-70
13.	John Gibson	1375	1968-72
14.	Chris Simich	1363	1992-96
15.	Eric Bridges	1353	1983-87
16.	Dennis Kagel	1326	1965-69
17.	John Lipic	1294	1990-94
18.	Stan Broers	1292	1968-72
19.	Dean Padgett	1256	1954-58
20.	Jerry Wisted	1248	1959-63
21.	Brian Coderre	1238	1984-88
22.	Bruce Foote	1231	1972-76
23.	Al Black	1230	1975-79
24.	Glen Newton	1227	1952-56
25.	Steve Laub	1218	1963-67
26.	Brian Martin	1212	1989-93
27.	Larry Lessen	1202	1984-88
28.	Andrew Boyden	1196	1994-99
29.	Dean Gravlin	1178	1969-73
30.	David Kunka	1159	1988-93
31.	ZACH FREEMAN	1149	2003-
32.	Mark Edmundson	1145	1986-90
33.	Steve Czirjak	1108	1989-93
34.	Ken Lock	1088	1962-66
35.	Chris Eldredge	1075	1974-78
36.	Chuck Hohlfelder	1070	1953-57
37.	Bob Spear	1035	1973-77
38.	Keith Luechtefeld	997	1983-87
39.	Brent Niebrugge	971	1994-98
40.	Jamie Shouba	959	1963-66
41.	Mark Aubry	955	1992-95

REBOUNDING

1.	Jack Sikma	1405	1973-77
2.	Sheldon Thompson	1069	1967-71
3.	Greg Yess	1068	1978-82
4.	Ken Lock	793	1962-66
5.	Keith Luechtefeld	750	1983-87
6.	Blaise Bugajski	718	1979-84
7.	John Lipic	709	1990-94
8.	Luke Kasten	702	1999-03
t9.	Chris Simich	624	1992-96
t9.	Brian Coderre	624	1984-88
11.	Jeff Kuehl	592	1986-90
12.	ZACH FREEMAN	591	2003-
13.	Bryan Crabtree	585	1993-97
14.	Tom Baffes	576	1981-85
15.	John Gibson	536	1968-72
16.	John Camardella	521	1999-03
17.	Dennis Kagel	516	1965-69
18.	Dean Gravlin	509	1969-73
19.	Chris Eldredge	503	1974-78
20.	Steve Laub	491	1963-67
21.	Brent Niebrugge	482	1994-98
T22.	Dave Thompson	468	1969-72
T22.	John Lenahan	468	1974-77
24.	Don Davidson	461	1963-67
25.	Bob Spear	458	1973-77

26.	David Caldwell	455	1987-91
27.	Stan Broers	451	1968-72
28.	Andrew Boyden	450	1994-99
29.	Jamie Shouba	439	1963-66
30.	David Kunka	438	1988-93
31.	Mark Edmundson	432	1986-90
t32.	Seth Hubbard	429	1999-03
t32.	Curt Nord	429	1970-74
34.	Keelan Amelianovich	420	2002-06
35.	Steve Kuehl	416	1989-93
36.	Larry Lessen	415	1984-88
37.	Cory Jones	414	2002-06
38.	Bruce Foote	403	1972-76
39.	Brad Musselman	394	1978-82
40.	Nathan Hubbard	388	1995-99
41.	Don Wright	381	1969-73
42.	Steve Czirjak	378	1989-93
43.	Chris Jones	361	2002-06

ASSISTS

1.	Adam Dauksas	584	2002-06
2.	Brian Martin	524	1989-93
3.	Chad Hutson	449	1991-95
4.	Brad Gregurich	407	1979-83
5.	Paul Petersen	377	1984-88
6.	Ron Rose	356	1984-88
7.	Eric Bridges	348	1983-87
8.	Nathan Hubbard	335	1995-99
9.	David Kunka	326	1988-93
10.	Keith Luechtefeld	316	1983-87
11.	Adam Osborn	281	1997-01
12.	Mark Edmundson	279	1986-90
13.	Steve Kuehl	273	1989-93
14.	Korey Coon	253	1996-00
15.	Terry Edlen	229	1977-81
16.	Bryan Crabtree	220	1993-97
17.	Mark Aubry	219	1992-94
18.	Steve Czirjak	214	1989-93
19.	Jason Jones	211	1988-91
20.	T. J. Posey	182	1992-96
21.	Seth Hubbard	163	1999-03
22.	Brady Knight	162	1992-96

FIELD GOALS MADE

1.	Jack Sikma	941	1973-77
2.	Blaise Bugajski	814	1979-83
3.	Greg Yess	750	1978-82
4.	Jeff Kuehl	692	1986-90
5.	Luke Kasten	687	1999-03
6.	Sheldon Thompson	618	1967-71
7.	Tom Gramkow	591	1966-70
8.	Bryan Crabtree	587	1996-97
9.	Stan Broers	581	1968-72
10.	Dennis Kagel	576	1965-69
11.	John Gibson	570	1968-72
12.	Keelan Amelianovich	569	2002-06
13.	Eric Bridges	555	1983-86
14.	Korey Coon	544	1996-00
15.	Chris Simich	539	1992-96
16.	Steve Kuehl	524	1989-93
17.	Al Black	513	1975-79
18.	Bruce Foote	497	1972-76
19.	Brian Coderre	493	1984-88
20.	Larry Lessen	481	1984-88
21.	Steve Laub	474	1963-67
22.	Andrew Boyden	472	1994-99
23.	John Lipic	467	1990-94
24.	Dean Gravlin	466	1969-73

FIELD GOAL PERCENTAGE

<i>minimum 380 made</i>		
1.	Brent Niebrugge	.635
2.	Andrew Boyden	.584
3.	Jeff Kuehl	.573
4.	ZACH FREEMAN	.567
5.	Al Black	.566
6.	Dean Gravlin	.542
7.	Steve Kuehl	.539
8.	Chris Simich	.534
9.	Blaise Bugajski	.531
10.	Brian Coderre	.527
11.	Larry Lessen	.522
12.	Luke Kasten	.519
13.	Jack Sikma	.514
14.	Keelan Amelianovich	.512
15.	Dave Kunka	.505
16.	Korey Coon	.497
17.	Sheldon Thompson	.496
T18.	Steve Czirjak	.487
T18.	Greg Yess	.487
20.	John Lipic	.482
21.	Brian Martin	.478
22.	Bryan Crabtree	.465

* - NCAA requires a minimum of 400 made to qualify for career records.

FREE THROWS MADE

1.	Bryan Crabtree	518	1993-97
2.	Korey Coon	449	1996-00
3.	Luke Kasten	439	1999-03
4.	Blaise Bugajski	434	1979-84
5.	Jack Sikma	390	1973-77
6.	Dean Padgett	380	1954-58
7.	Jerry Wisted	378	1959-63
8.	Adam Dauksas	373	2002-06
9.	Sheldon Thompson	337	1967-71
10.	Greg Yess	333	1978-82
11.	ZACH FREEMAN	330	2003-
12.	Jamie Shouba	319	1963-66
13.	Jeff Kuehl	308	1986-90
T14.	Chris Eldredge	287	1974-78
T14.	Don Wright	287	1969-73
15.	John Lipic	286	1990-94
16.	Chris Simich	282	1992-96
17.	Chad Hutson	279	1991-95
18.	Steve Kuehl	271	1989-93
19.	Steve Laub	270	1963-67
20.	Seth Hubbard	265	1999-03
21.	Brian Coderre	252	1984-88
22.	Bruce Martin	252	1989-93
23.	Andrew Boyden	251	1994-99
24.	Dean Gravlin	246	1969-73

Year-by-Year Leaders

<u>POINTS</u>		<u>REBOUNDS</u>		<u>FIELD GOAL PCT.</u>		<u>FREE THROW PCT.</u>		<u>ASSISTS</u>	
				<i>min. 5 made per game</i>		<i>min. 2.5 made per game</i>			
1964-65	Shouba 378	1964-65	Lock 242	1964-65	Lock .451	1964-65	Laub .841	1979-80	Edlen 111
1965-66	Shouba 504	1965-66	Lock 353	1965-66	LaGow .507	1965-66	Laub .774	1980-81	Edlen 118
1966-67	Patterson 547	1966-67	Davidson 238	1966-67	Laub .454	1966-67	Patterson .851	1981-82	Gregurich 136
1967-68	Kagel 484	1967-68	S.Thompson 280	1966-67	Laub .454	1966-67	Patterson .851	1982-83	Gregurich 130
1968-69	Gramkow 498	1968-69	S.Thompson 282	1967-68	Gramkow .481	1967-68	Kagel .787	1983-84	Judson 114
1969-70	Gramkow 427	1969-70	Evans 316	1968-69	S.Thompson .479	1968-69	Gramkow .869	1984-85	Bridges 115
1970-71	S.Thompson 485	1970-71	S.Thompson 278	1968-69	S.Thompson .545	1968-69	Gramkow .839	1985-86	Luechtefeld 115
1971-72	Gravlin 533	1971-72	Gravlin	1969-70	S.Thompson .518	1969-70	Gramkow .763	1986-87	Luechtefeld 99
1972-73	Gravlin 529		D.Thompson 242	1970-71	S.Thompson .518	1970-71	Gibson .763	1987-88	Rose 137
1973-74	Sikma 324	1972-73	Gravlin 203	1971-72	Hill .625	1971-72	Gibson .733	1988-89	Jones 98
1974-75	Sikma 610	1973-74	Gravlin 203	1972-73	Gravlin .510	1972-73	Foote .767	1989-90	Edmundson 104
1975-76	Sikma 501	1974-75	Sikma 223	1973-74	Sikma, Hill .484	1973-74	Bradley .815	1990-91	Martin 165
1976-77	Sikma 837	1975-76	Sikma 415	1974-75	Sikma, Hill .484	1974-75	Bradley .815	1991-92	Martin 149
1977-78	Black 370	1976-77	Sikma 290	1975-76	Sikma 290	1975-76	Spear .862	1992-93	Martin 107
1978-79	Black 495	1977-78	Sikma 477	1976-77	Sikma 290	1976-77	Spear .795	1993-94	Hutson 134
1979-80	Yess 490	1978-79	Braksick 162	1977-78	Sikma 477	1977-78	Black .859	1994-95	Hutson 198
1980-81	Yess 532	1979-80	Braksick 162	1978-79	Braksick 162	1978-79	Black .859	1995-96	Posey 127
1981-82	Yess 454	1980-81	Yess 245	1979-80	Yess 245	1979-80	Pavlik .888	1996-97	Hubbard 105
1982-83	Bugajski 573	1981-82	Yess 270	1980-81	Yess 270	1980-81	Black .873	1997-98	Hubbard 128
1983-84	Bugajski 738	1982-83	Yess 291	1981-82	Yess 291	1981-82	Houpt .773	1998-99	Hubbard 97
1984-85	Bridges 349	1983-84	Yess 262	1982-83	Yess 262	1982-83	Gregurich .809	1999-00	A.Osborn 89
1985-86	Lessen 475	1984-85	Freundt 228	1983-84	Freundt 228	1983-84	Gregurich .900	2000-01	A.Osborn 130
1986-87	Bridges 378	1985-86	Freundt 228	1984-85	Freundt 228	1984-85	Zivo .850	2001-02	Silagi 60
1987-88	J. Kuehl 496	1986-87	Thomas 240	1985-86	Thomas 240	1985-86	Bugajski .848	2002-03	Dauksas 85
1988-89	J. Kuehl 525	1987-88	Baffes 204	1986-87	Thomas 240	1986-87	Bugajski .848	2003-04	Dauksas 150
1989-90	J. Kuehl 499	1988-89	Luechtefeld 268	1987-88	Thomas 240	1987-88	Lessen .854	2004-05	Dauksas 145
1990-91	Caldwell 543	1989-90	Luechtefeld 214	1988-89	Thomas 240	1988-89	Lessen .864	2005-06	Dauksas 204
1991-92	S. Kuehl 487	1988-89	Braksick 347	1989-90	Thomas 240	1989-90	Bridges .796		
1992-93	S. Kuehl 445	1989-90	Braksick 347	1990-91	Thomas 240	1990-91	Braksick .861		
1993-94	Aubry 445	1990-91	J.Kuehl 197	1991-92	Thomas 240	1991-92	Edmundson .826		
1994-95	Simich 559	1991-92	J.Kuehl 186	1992-93	Thomas 240	1992-93	Czirkjak .867		
1995-96	Simich 597	1992-93	J.Kuehl 216	1993-94	Thomas 240	1993-94	Hay .893		
1996-97	Crabtree 678	1993-94	Caldwell 216	1994-95	Thomas 240	1994-95	Hutson .874		
1997-98	Niebrugge 541	1994-95	Lipic 223	1995-96	Thomas 240	1995-96	Hutson .892		
1998-99	Coon 512	1995-96	Lipic 169	1996-97	Thomas 240	1996-97	Hutson .892		
1999-00	Coon 550	1996-97	Lipic 248	1997-98	Thomas 240	1997-98	Aubry .905		
2000-01	Kasten 504	1997-98	Lipic 248	1998-99	Thomas 240	1998-99	Aubry .905		
2001-02	Kasten 461	1998-99	Simich 253	1999-00	Thomas 240	1999-00	Aubry .897		
2002-03	Kasten 476	1999-00	Simich 253	2000-01	Thomas 240	2000-01	Simich .831		
2003-04	Amel'vich 502	2000-01	Niebrugge 207	2001-02	Thomas 240	2001-02	Crabtree .843		
2004-05	Amel'vich 465	2001-02	Niebrugge 254	2002-03	Thomas 240	2002-03	Coon .897		
2005-06	Amel'vich 596	2002-03	Niebrugge 254	2003-04	Thomas 240	2003-04	Coon .883		
		2003-04	Rogers 185	2004-05	Thomas 240	2004-05	Coon .963		
		2004-05	Kasten 180	2005-06	Thomas 240	2005-06	Coon .789		
		2005-06	Kasten 180				Hubbard .789		
			Camardella 186				Hubbard .690		
			Camardella 165				Kasten .690		
			Camardella 202				Kasten .690		
			Camardella 202				Hubbard .769		
			Z. Freeman 200				Amel'vich .828		
			Ch. Jones 163				Amel'vich .828		
			Z. Freeman 242				Dauksas .807		
							Dauksas .762		

3-POINT FG PCT.

1986-87	Luechtefeld .471
1987-88	Rose .453
1988-89	Hay .465
1989-90	Kunka .520
1990-91	Czirkjak .462
1991-92	S.Kuehl .500
1992-93	Martin .516
1993-94	Hutson .386
1994-95	Crabtree .447
1995-96	Crabtree .400
1996-97	Coon .505
1997-98	Coon .514
1998-99	Coon .487
1999-00	A.Osborn .408
2000-01	Cross .424
2001-02	Cross .392
2002-03	Camardella .473
2003-04	Amel'vich .506
2004-05	Amel'vich .456
2005-06	Amel'vich .469

FREE THROW PERCENTAGE

minimum 250 made

1.	Korey Coon	.913	449-492	1996-00
2.	Chad Hutson	.835	279-334	1991-95
3.	Chris Simich	.829	282-340	1992-96
4.	John Lipic	.827	286-346	1990-94
5.	Blaise Bugajski	.820	434-529	1979-94
6.	Bryan Crabtree	.797	518-650	1993-97
7.	Adam Dauksas	.785	373-475	2002-06
8.	Steve Laub	.774	270-349	1963-67
9.	Jack Sikma	.765	390-510	1973-77
10.	Jeff Kuehl	.762	308-404	1986-90
11.	Chris Eldredge	.755	287-380	1974-78
12.	Seth Hubbard	.742	265-357	1999-03
13.	Greg Yess	.740	333-450	1978-82
14.	Andrew Boyden	.717	251-350	1994-99
15.	Luke Kasten	.712	439-617	1999-03
16.	Brian Coderre	.702	252-359	1984-88
17.	Dean Padgett	.699	380-544	1954-58
18.	Jerry Wisted	.697	378-542	1959-63
19.	Steve Kuehl	.691	271-392	1989-93
20.	Don Wright	.685	287-419	1969-73
21.	Sheldon Thompson	.682	337-494	1967-71
22.	Brian Martin	.670	252-376	1989-93

3-POINT FIELD GOALS MADE

1.	Keelan Amelianovich	252	2002-06
2.	Korey Coon	245	1996-00
3.	Mark Edmundson	235	1986-90
4.	Adam Dauksas	208	2002-06
5.	Bryan Crabtree	179	1993-97
6.	Adam Osborn	136	1997-01
7.	Mark Aubry	135	1992-95
8.	Chris Silagi	117	1999-03
9.	Steve Czirjak	113	1989-93
10.	Steve Kuehl	111	1989-93
11.	Nathan Hubbard	109	1995-99
12.	Brian Martin	108	1989-93
13.	Laban Cross	107	1999-03
14.	Paul Petersen	102	1984-88
t15.	John Camardella	84	1999-03
t15.	Jeff Hay	84	1987-91
t15.	Chad Hutson	84	1991-95
t15.	David Kunka	84	1988-93
19.	T. J. Posey	76	1992-96
20.	John Lipic	74	1990-94

3-POINT FIELD GOAL PERCENTAGE

minimum 100 made

1.	Steve Kuehl	.485	111-229	1989-93
2.	Keelan Amelianovich	.476	252-529	2002-06
3.	Korey Coon	.466	245-526	1996-00
4.	Adam Dauksas	.411	208-506	2002-06
5.	Steve Czirjak	.406	113-278	1989-93

IWU National Tournament Results

NAIA (KANSAS CITY)

1961	Illinois Wesleyan 70, Gustavus Adolphus 63 Central Oklahoma 81, Illinois Wesleyan 62	1995	Illinois Wesleyan 115, Westminster (Mo.) 74 Illinois Wesleyan 90, Washington U. 65 Illinois Wesleyan 67, Baldwin-Wallace 51 Manchester 89, Illinois Wesleyan 82
1966	Illinois Wesleyan 86, Dickinson (N.D.) St. 76 Illinois Wesleyan 96, Midwestern 82 Georgia Southern 96, Illinois Wesleyan 72	1996	Illinois Wesleyan 77, Ripon 66 Illinois Wesleyan 73, Hanover 67 Illinois Wesleyan 116, Roanoke (Va.) 88 @ Illinois Wesleyan 73, Washington U. 61 # Rowan 79, Illinois Wesleyan 77 # IWU 89, Franklin & Marshall 57 # - Div. III Third Place
1970	Kentucky State 64, Illinois Wesleyan 56	1997	Illinois Wesleyan 105, Maryville (Mo.) 66 Illinois Wesleyan 54, Rose-Hulman 53 Illinois Wesleyan 87, Bridgewater (Va.) 60 Illinois Wesleyan 95, Methodist (N.C.) 63 Illinois Wesleyan 85, Alvernia (Pa.) 82 # IWU 89, Nebraska Wesleyan 86 # - Div. III Championship
1971	Northern (S.D.) St. 88, Illinois Wesleyan 76	1998	Illinois Wesleyan 95, Franklin 90 [OT] Gustavus Adolphus 67, Illinois Wesleyan 61 #
1975	Illinois Wesleyan 76, Montevallo 67 Grand Canyon 66, Illinois Wesleyan 63	1999	Ripon 63, Illinois Wesleyan 58 @
1976	Illinois Wesleyan 100, Southwest Baptist 84 Henderson St. 68, Illinois Wesleyan 66	2001	Illinois Wesleyan 132, Grinnell 91 Illinois Wesleyan 65, Wartburg 60 @ Illinois Wesleyan 63, Elmhurst 60 # Illinois Wesleyan 77, Chicago 68 @ William Paterson 67, Illinois Wesleyan 52 # IWU 76, Ohio Northern 73 # - Division III Third Place
1977	Illinois Wesleyan 87, St. Augustine 67 Illinois Wesleyan 85, Hawaii-Hilo 74 (ot) Henderson St. 87, Illinois Wesleyan 73	2003	Illinois Wesleyan 79, Blackburn 59 Illinois Wesleyan 85, Washington U. 73 @ Hampden-Sydney 76, Illinois Wesleyan 68 #
1980	Abilene Christian 75, Illinois Wesleyan 55	2004	Illinois Wesleyan 82, Maryville (Mo.) 73 Illinois Wesleyan 77, Hanover 67 @ College of Wooster 58, Illinois Wesleyan 53 @

NCAA DIVISION III

IWU has appeared in 17 Division III tournaments in the 22 years since joining the NCAA, missing only in 1985, 1989, 1993, 2000 and 2002.

1984	Wis.-Whitewater 75, Illinois Wesleyan 67 @ North Central 82, Illinois Wesleyan 77#	2005	Hanover 81, Illinois Wesleyan 76
1986	Illinois Wesleyan 79, Wis.-Whitewater 75 Illinois Wesleyan 63, Ripon 57 LeMoyne-Owen 93, Illinois Wesleyan 85 @	2006	Illinois Wesleyan 81, Carroll 68 # Illinois Wesleyan 85, Wis.-Whitewater 71 @ Illinois Wesleyan 71, Lawrence 68 @ Illinois Wesleyan 113, Puget Sound 99 # Virginia Wesleyan 81, Illinois Wesleyan 79 # IWU 71, Amherst 68 # - Division III Third Place
1987	Illinois Wesleyan 69, DePauw 61# North Park 82, Illinois Wesleyan 77 @		
1988	Illinois Wesleyan 99, Monmouth 74# Illinois Wesleyan 91, Millikin 74 @ Ohio Wesleyan 106, Illinois Wesleyan 103 @		
1990	Illinois Wesleyan 83, North Park 68 Illinois Wesleyan 71, North Central 63 @ Illinois Wesleyan 85, Nebraska Wesleyan 63 # DePauw 68, Illinois Wesleyan 65 #		
1991	Ripon 65, Illinois Wesleyan 63 @		
1992	Illinois Wesleyan 95, Elmhurst 70 Maryville (Tenn.) 73, Illinois Wesleyan 71 @		
1994	Illinois Wesleyan 79, Manchester 77 @ Washington & Jefferson 97, Illinois Wesleyan 82 #		

@—Away game.

— Neutral court.

Year-by-Year Team Performances

	<u>FG PCT.</u>	<u>FT PCT.</u>	<u>3-PT FG PCT.</u>	<u>IWU</u> <u>REB.</u>	<u>OPP</u> <u>REB.</u>	<u>IWU</u> <u>PTS.</u>	<u>OPP</u> <u>PTS.</u>
1964-65	.394	.726	x	36.7	na	73.0	na
1965-66	.437	.627	x	40.9	na	81.7	72.3
1966-67	.420	.745	x	39.0	na	78.7	75.6
1967-68	.428	.700	x	38.7	45.9	83.2	85.5
1968-69	.439	.717	x	39.4	47.0	83.2	84.1
1969-70	.459	.690	x	43.0	42.9	83.4	74.8
1970-71	.443	.670	x	45.3	44.1	83.0	77.7
1971-72	.476	.660	x	47.2	42.8	87.6	75.0
1972-73	.454	.702	x	39.4	41.6	71.8	70.8
1973-74	.451	.719	x	43.2	41.2	76.4	73.8
1974-75	.481	.720	x	42.7	40.1	79.1	70.2
1975-76	.478	.732	x	44.9	38.4	81.5	70.2
1976-77	.499	.727	x	45.2	36.8	82.7	69.0
1977-78	.471	.737	x	35.3	37.4	73.0	73.0
1978-79	.500	.741	x	35.8	37.4	74.7	75.8
1979-80	.465	.702	x	40.5	36.5	75.3	72.8
1980-81	.470	.700	x	39.5	37.8	72.5	71.8
1981-82	.486	.759	x	35.3	32.9	73.8	67.9
1982-83	.527	.712	x	33.2	33.4	74.5	71.9
1983-84	.491	.733	x	36.3	34.0	75.3	71.2
1984-85	.472	.706	x	37.0	34.5	72.0	74.7
1985-86	.479	.744	x	37.0	38.1	72.6	68.9
1986-87	.501	.700	.360	37.9	38.3	83.5	75.1
1987-88	.514	.718	.412	40.9	38.8	90.2	77.5
1988-89	.474	.753	.360	37.2	35.9	78.9	80.2
1989-90	.511	.729	.421	35.3	35.8	80.9	75.6
1990-91	.511	.740	.387	37.5	35.0	83.7	74.3
1991-92	.498	.752	.383	35.4	35.0	83.8	72.3
1992-93	.499	.756	.439	32.3	35.2	87.4	79.5
1993-94	.452	.788	.332	36.3	34.7	82.5	74.5
1994-95	.511	.744	.400	38.9	33.4	88.2	72.3
1995-96	.519	.719	.386	37.8	32.3	84.5	69.3
1996-97	.514	.780	.408	36.7	30.4	84.4	69.4
1997-98	.545	.722	.403	36.6	32.0	86.9	75.9
1998-99	.491	.725	.384	36.3	35.0	76.3	70.7
1999-00	.466	.785	.376	37.6	38.2	81.8	78.0
2000-01	.497	.719	.379	36.9	34.1	81.0	73.0
2001-02	.449	.711	.361	36.2	36.9	73.5	71.9
2002-03	.498	.741	.395	35.9	31.8	77.3	68.1
2003-04	.479	.733	.439	37.8	32.7	77.7	68.0
2004-05	.510	.708	.434	36.5	30.9	77.4	65.3
2005-06	.512	.797	.409	36.8	29.8	79.8	69.9

Conference, National Affiliations

While still a member of the National Association of Intercollegiate Athletics, Illinois Wesleyan joined the National Collegiate Athletic Association in 1977 and held joint memberships in both organizations, competing in the NAIA in basketball until dropping after the 1982-83 season. When IWU shifted exclusively to NCAA membership, it resulted in the College Conference of Illinois and Wisconsin receiving an automatic berth in Division III playoffs, since all members were competing only in the NCAA nationally.

Last year, IWU qualified for the Division III basketball playoffs for the 17th time in 22 seasons and won the Division III championship in 1996-97. The Titans have lost to formidable opponents in the NCAA tourney — Wisconsin-Whitewater (1984 champion), LeMoyne-Owen (1986 runner-up), North Park (1987 champion), Ohio Wesleyan (1988 champion), DePauw (1990 runner-up), Manchester (1995 runner-up), Rowan (1996 champions) and Virginia Wesleyan (2006 champions).

The first IWU team to participate in NCAA postseason competition was the 1978 baseball team, which placed second in the West Regional. Baseball also made the NCAA tourney in 2005, 2004, 2001 (finishing seventh at the Division III "World Series") and 1989 while other Titan teams to compete in NCAA national playoffs include volleyball (1991, 1997, 1998), football (quarterfinals in 1992 and 1996), softball (1994, 1996, 2000, 2001, finishing third in 2003 NCAA tournament), and women's basketball (1995, 1996, 2003). In addition, many IWU athletes have been champions in indoor and outdoor track, including Rachel Anderson (2006 indoor and outdoor 400), Melissa Harden (2006 indoor long jump), Nicki Frank (1997 outdoor high jump), Malik Jones (1990 indoor 55 meter hurdles), the 2004 women's 4x400 indoor relay team.

Division III, established in 1974, consists of 352 members, primarily small, private institutions and does not give athletic scholarships. The NCAA, with offices in Indianapolis, sponsors national championships for both men and women in Division III in basketball, cross country, swimming and diving, tennis and track and field. Sports with playoffs for men only are baseball, football, golf, lacrosse, soccer and wrestling. Women-only sports are field hockey, softball and volleyball.

The College Conference of Illinois and Wisconsin, in its 60th year, is nationally recognized as the best small-college conference in the nation. In 22 years of Division III competition, CCIW schools have four national championships in football, eight national cross-country championships, five national basketball championships, and one national championship in soccer, indoor track, and outdoor track. The league, formed with nine members at a meeting in Jacksonville, Ill., on April 26, 1946, opened competition in the 1946-47 school year as the College Conference of Illinois. The charter members were Augustana, Carthage (then in Illinois), Elmhurst, Illinois College (left in 1953), Illinois Wesleyan, Lake Forest (left in 1963), Millikin, North Central, and Wheaton. Carthage left in 1952, then returned in 1961. Wheaton left in 1959 and returned in 1967, and Elmhurst left in 1960 and returned in 1967. Carroll joined in 1955 and left in 1992. North Park joined in 1962. The name was changed in May 1967 to recognize two Wisconsin schools.

Series Records vs. Opponents

This list includes opponents with five or more decisions in the series, potential Division III opponents, and select former Division I foes. For a complete listing of IWU's series records vs. all opponents, contact Stew Salowitz, Sports Information Director.

<u>School</u>	<u>W</u>	<u>L</u>						
Akron	0	3	Hawaii	1	1	OHIO WESLEYAN	0	1
Alvernia (Pa.)	1	0	Hawaii-Hilo	2	0	OLIVET NAZARENE	21	5
Anderson	2	0	Hawaii Pacific	1	3	Oral Roberts	0	1
Arizona	2	1	Henderson (Ark.) State	0	4	Pacific	0	1
Arizona State	0	2	Illinois	0	5	Pomona-Pitzer	1	0
Auburn	0	1	ILLINOIS COLLEGE	45	13	Puget Sound	2	0
AUGUSTANA	84	54	Illinois State	69	42	Quincy	12	19
Aurora	13	2	Indiana U.-South Bend	1	0	Ripon	3	3
Beloit	3	5	Indianapolis	9	8	Roanoke (Va.)	2	0
Benedictine (Ill.)	11	4	Indiana State	0	3	Rockford	6	0
Bradley	35	38	Iona	3	4	Rose-Hulman	7	1
Bridgewater (Va.)	1	0	Iowa	1	3	Rowan	0	1
Brigham Young-Hawaii	1	2	Jacksonville	0	1	U. of San Diego	0	1
Butler	1	4	Kentucky Wesleyan	0	2	Seton Hall	0	2
Carroll	59	16	Knox	6	3	Sheldon Jackson	1	0
CARTHAGE	81	19	Lake Forest	29	10	South Carolina	1	0
Centenary	3	2	Lakeland	4	1	Southeast Louisiana	3	2
CHICAGO, U. of	11	3	LaVerne (Calif.)	1	0	Southern Illinois	14	10
Chicago State	4	1	Lawrence	1	0	Southern Mississippi	2	2
Concordia (Ill.)	5	6	LeMoyné-Owen	1	1	St. Bonaventure	0	6
Concordia (Calif.)	1	0	Lewis	3	2	St. John's (N.Y.)	0	1
Denison	1	0	Lombard	9	5	St. Joseph (Ind.)	8	11
DePaul	0	23	Louisiana Tech	1	1	St. Viator	10	9
DEPAUW	29	23	Louisville	1	0	ST. XAVIER	4	0
Dominican (Ill.)	1	0	Loyola (Chicago)	3	4	Tampa	0	3
Eastern Illinois	15	14	MacMurray	9	2	Teikyo Marycrest	1	0
Eckerd (Fla.)	1	1	Manchester	1	1	Texas Tech	1	0
ELMHURST	92	16	Marquette	1	1	Toledo	0	2
Eureka	39	9	Maryville (Mo.)	2	0	Trinity (Texas)	0	2
Evansville	1	2	Maryville (Tenn.)	0	1	Valparaiso	3	1
Florida	0	2	McKendree	9	3	Wabash	15	7
Florida Southern	0	4	Methodist (N.C.)	1	0	WASHINGTON U. (MO.)	16	9
Florida Tech	2	2	MILLIKIN	129	75	Washington & Jefferson	0	1
Fontbonne	2	0	Mississippi	1	1	Western Illinois	4	4
Franklin & Marshall	1	0	Mississippi State	0	1	Western Kentucky	0	1
Gannon	1	5	Monmouth	10	3	Westminster (Mo.)	1	0
Gustavus Adolphus	1	2	Montana State-Northern	1	0	Westmont (Calif.)	1	0
HANOVER	4	3	Murray State	0	2	WHEATON	66	34
			Nebraska	0	1	Wisconsin-Platteville	2	0
			Nebraska Wesleyan	5	1	Wisconsin-Stevens Point	2	0
			NORTH CENTRAL	103	31	WISCONSIN-WHITEWATER	2	1
			NORTH PARK	67	25	Wittenberg	2	3
			Northern Illinois	17	2	Youngstown	0	8
			Northern Indiana	0	9			
			Northwestern	0	5			
			Notre Dame	0	5			

All-Time Winningest Division III Teams (by victories)

TEAM	YRS.	RECORD	PCT.
1. Wittenberg	.95	1,537-613	.715
2. ILLINOIS WESLEYAN	.97	1,420-793	.642
3. Wooster	.105	1,402-734	.634
4. St. Thomas (Minn.)	.97	1,373-799	.632
5. Hope	.100	1,344-669	.668
6. Nebraska Wesleyan	.101	1,303-888	.595
7. Springfield	.97	1,288-840	.605
8. Randolph-Macon	.93	1,274-832	.605
9. Gustavus Adolphus	.97	1,271-872	.593
10. Williams	.105	1,268-667	.655
11. Wisconsin-Eau Claire	.90	1,259-686	.647
12. Scranton	.89	1,254-850	.596
12. Augustana (Ill.)	.101	1,254-836	.600
14. Roanoke	.93	1,233-716	.633
15. Wisconsin-Stevens Point	.108	1,227-742	.623
16. Wheaton (Ill.)	.106	1,226-954	.562
17. Calvin	.87	1,201-581	.674
18. Willamette	.82	1,191-889	.573
19. Loras	.98	1,181-919	.562
20. Muskingum	.102	1,175-884	.571

All-Time Winningest Div. III Teams (by percentage)

TEAM	YRS.	RECORD	PCT.
1. Wittenberg	.95	1,537-613	.715
2. Colby-Sawyer	.16	296-133	.690
3. Cabrini	.26	492-230	.681
4. Calvin	.87	1,201-581	.674
5. Hope	.100	1,344-669	.668
6. Christopher Newport	.39	677-351	.659
7. Wooster	.105	1,402-734	.634
8. Williams	.105	1,268-667	.655
9. St. Joseph's (Me.)	.35	606-320	.654
10. Staten Island	.28	509-272	.652
11. Wisconsin-Eau Claire	.90	1,259-686	.647
11. Richard Stockton	.34	587-320	.647
13. Defiance	.59	965-532	.645
14. ILLINOIS WESLEYAN	.97	1,420-793	.642
15. New Jersey City	.64	956-546	.636
16. St. John Fisher	.44	678-393	.633
17. Roanoke	.93	1,233-716	.633
18. New York U.	.88	1,135-660	.632
19. St. Thomas (Minn.)	.97	1,373-799	.632
20. Wartburg	.71	1,044-628	.624

2005-06 Conference Standings, Statistical Leaders

STANDINGS	-----CONFERENCE-----				-----OVERALL-----			
	W-L	Pct	PF	PA	W-L	Pct	PF	PA
Augustana.....	11-3	.786	70.1	67.2	23-6	.793	72.1	66.1
North Central.....	9-5	.643	78.2	69.1	22-6	.786	79.4	65.8
Illinois Wesleyan...	9-5	.643	79.6	72.9	25-7	.781	79.8	69.9
Elmhurst.....	9-5	.643	76.0	68.1	17-9	.654	75.0	66.3
Wheaton.....	7-7	.500	70.0	71.4	11-14	.440	72.4	73.7
Carthage.....	6-8	.429	72.8	75.6	10-15	.400	75.9	76.7
Millikin.....	3-11	.214	68.7	75.8	10-15	.400	70.8	71.7
North Park.....	2-12	.143	57.6	72.9	4-21	.160	62.7	74.8

SCORING

1. Rick Harrigan, Augustana	22.2
1. Chris Martin, Elmhurst	20.9
3. Keelan Amelianovich, Ill. Wesleyan	18.6
4. Anthony Simmons, North Central	18.5
5. Kyle Jeffery, Carthage	18.3
6. Drew Gensler, Millikin	17.8
7. Dan Walton, North Central	16.7
8. Zach Freeman, Illinois Wesleyan	16.2
9. Tony Bollier, Wheaton	15.9
10. J. McAdamsThornton, Augustana	13.6
10. Adam Dauksas, Illinois Wesleyan	13.6

ASSISTS

1. Adam Dauksas, Illinois Wesleyan	6.21
2. Tony Bollier, Wheaton	4.36
3. Adam Teising, North Central	4.14
4. Anthony Simmons, North Central	3.93
5. Chris Martin, Elmhurst	3.86
6. Scott Hood, Carthage	3.75
7. Brian Lee, Elmhurst	3.64
8. Drew Gensler, Millikin	3.57
9. Drew Wessels, Augustana	3.50
10. Jordan Kemper, Wheaton	3.29

3-POINT FG PCT.

(min. 1 made per game)

1. Pat Brusveen, Augustana	.488
2. John Mohan, Wheaton	.456
3. Keelan Amelianovich, Ill. Wesleyan	.453
4. Nate Swetalla, Augustana	.432
5. Rick Harrigan, Augustana	.425
6. Chris Martin, Elmhurst	.424
6. Adam Dauksas, Illinois Wesleyan	.424
8. Ray Vicario, North Central	.423
9. Kyle Jeffery, Carthage	.422
10. Anthony Simmons, North Central	.410

REBOUNDING

1. Korte Long, Millikin	9.2
2. Jordan Kemper, Wheaton	7.9
3. Chris Martin, Elmhurst	7.6
3. Zach Freeman, Illinois Wesleyan	7.6
5. Dan Walton, North Central	7.1
6. Dain Swetalla, Augustana	6.9
7. Anthony Simmons, North Central	6.6
8. Nick Michael, Elmhurst	6.3
9. Adam Krumtinger, North Central	6.2
10. Brett Mathisen, North Park	5.8

FIELD GOAL PCT.

(min. 3 made per game)

1. Cory Jones, Illinois Wesleyan	.624
2. Brent Ruch, Elmhurst	.609
3. Nick Michael, Elmhurst	.576
4. Keena Johnson, Carthage	.571
5. Zach Freeman, Illinois Wesleyan	.554
6. Lance Brooks, Millikin	.541
7. Anthony Simmons, North Central	.532
8. Korte Long, Millikin	.532
9. Dan Walton, North Central	.528
10. Adam Krumtinger, North Central	.527

FREE THROW PCT.

1. Tony Bollier, Wheaton	.930
2. Drew Gensler, Millikin	.915
3. John Mohan, Wheaton	.867
4. Rick Harrigan, Augustana	.833
5. Adam Dauksas, Illinois Wesleyan	.820
6. Nick Michael, Elmhurst	.814
7. Michael Fiddler, Wheaton	.800
8. Chris Martin, Elmhurst	.785
9. Adam Krumtinger, North Central	.757
10. Dain Swetalla, Augustana	.784

Conference Champions

1946-47	Millikin (9-1)	1968-69	North Park (13-3)	1989-90	North Central (15-1)
1947-48	Millikin, Wheaton (9-1)	1969-70	Illinois Wesleyan (16-0)	1990-91	Illinois Wesleyan (15-1)
1948-49	Illinois Wesleyan (9-1)	1970-71	Illinois Wesleyan (12-4)	1991-92	Illinois Wesleyan (14-2)
1949-50	Millikin (8-2)		Augustana (12-4)	1992-93	Augustana (12-2)
1950-51	Millikin (9-1)	1971-72	Augustana (14-2)	1993-94	Illinois Wesleyan (11-3)
1951-52	Millikin (9-1)	1972-73	Augustana (16-0)	1994-95	Illinois Wesleyan (13-1)
1952-53	Wheaton (9-0)	1973-74	Augustana (15-1)	1995-96	Wheaton (13-1)
1953-54	Illinois Wesleyan (10-2)	1974-75	Illinois Wesleyan (14-2)	1996-97	Illinois Wesleyan (13-1)
1954-55	Millikin (10-2)	1975-76	Illinois Wesleyan (15-1)	1997-98	Illinois Wesleyan (13-1)
1955-56	Wheaton (14-0)	1976-77	Illinois Wesleyan (15-1)	1998-99	Wheaton (11-3)
1956-57	Wheaton (14-0)	1977-78	North Park (15-1)	1999-00	Carthage (11-3)
1957-58	Wheaton (14-0)	1978-79	North Park (14-2)	2000-01	Elmhurst (12-2)
1958-59	Wheaton (14-0)	1979-80	North Park (14-2)	2001-02	Carthage (13-1)
1959-60	Illinois Wesleyan (9-3)	1980-81	Augustana (15-1)	2002-03	Illinois Wesleyan, Augustana,
	North Central (9-3)	1981-82	Illinois Wesleyan (13-3)		Carrhage (11-3)
1960-61	Illinois Wesleyan (7-3)		Augustana (13-3)	2003-04	Illinois Wesleyan (12-2)
1961-62	Illinois Wesleyan (11-1)	1982-83	Millikin (12-4)	2004-05	Illinois Wesleyan (12-2)
1962-63	Augustana (13-1)	1983-84	Illinois Wesleyan (14-2)	2005-06	Augustana (11-3)
1963-64	Illinois Wesleyan (9-3)	1984-85	No. Central, North Park		
	Carthage (9-3)		(14-2)		
1964-65	Illinois Wesleyan (12-0)	1985-86	Illinois Wesleyan (14-2)		
1965-66	Illinois Wesleyan (10-2)	1986-87	North Park (14-2)		
1966-67	Illinois Wesleyan (10-2)	1987-88	Illinois Wesleyan (15-1)		
1967-68	Millikin (14-2)	1988-89	Millikin, North Central (13-3)		

CCIW 2005-06 All-Conference Players

FIRST TEAM

*Rick Harrigan, Augustana, G, Sr.
 *Chris Martin, Elmhurst, F, Sr.
 *Anthony Simmons, North Central, F, Jr.
Keelan Amelianovich, III. Wesleyan, F, Sr.
Adam Dauksas, Illinois Wesleyan, G, Sr.

SECOND TEAM

Jay McAdams-Thornton, Augustana, F, Sr.
 Daniel Walton, North Central, F, Jr.
 Kyle Jeffery, Carthage, G/F, So.
Zach Freeman, Illinois Wesleyan, C, Jr.
 Tony Bollier, Wheaton, G, Sr.

THIRD TEAM

Nick Michael, Elmhurst, C, Jr.
 Drew Gensler, Millikin, G, Fr.
 Adam Teising, North Central, G, Sr.
 Jordan Kemper, Wheaton, G/F, Sr.
 Drew Wessels, Augustana

Illinois Wesleyan's First Team CCIW All-Stars

1946-47	Jackie White	1967-68	Tom Gramkow	1989-90	Jeff Kuehl
1947-48	Jim Hershbarger	1968-69	Tom Gramkow	1990-91	David Caldwell, Dave Kunka
1949-50	Fran Somers	1969-70	Tom Gramkow	1991-92	Steve Kuehl, Steve Czirjak
1950-51	Bobby Winkles, John Lane	1970-71	Sheldon Thompson	1992-93	Steve Kuehl
1951-52	Bob Hildebrand	1971-72	Dean Gravlin	1993-94	John Lipic
1952-53	Earl Neeman	1972-73	Dean Gravlin	1994-95	Chris Simich
1953-54	Earl Neeman, Fran Conlee	1974-75	Jack Sikma	1995-96	Chris Simich
1954-55	Glen Newton	1975-76	Jack Sikma	1996-97	Bryan Crabtree
1955-56	Glen Newton	1976-77	Jack Sikma	1997-98	Brent Niebrugge, Korey Coon
1956-57	Dean Padgett	1977-78	Chris Eldredge	1998-99	Korey Coon
1957-58	Dean Padgett	1978-79	Al Black	1999-00	Korey Coon
1960-61	Dennie Bridges	1980-81	Greg Yess	2000-01	Luke Kasten
1961-62	J. Hawthorne, J. Wisted, P. Grady	1981-82	Greg Yess, Blaise Bugajski	2001-02	Luke Kasten
1962-63	Jerry Wisted	1982-83	Blaise Bugajski	2002-03	Luke Kasten
1963-64	Vic Armstrong	1983-84	Blaise Bugajski	2003-04	Keelan Amelianovich
1964-65	Jamie Shouba, Ken Lock	1985-86	Eric Bridges	2004-05	Adam Dauksas, Keelan Amelianovich
1965-66	Jamie Shouba, Ken Lock	1987-88	Bill Braksick	2005-06	Adam Dauksas, Keelan Amelianovich
1966-67	Bill Patterson, Steve Laub	1988-89	Jeff Kuehl		

CCIW "Fred Young Most Outstanding Player" Award Winners

1968	Jesse Price, Millikin	1982	Greg Yess, IWU	1996	Wesley Pitts, Wheaton
1969	Jesse Price, Millikin	1983	Wayne Dunning, Millikin	1997	Bryan Crabtree, IWU
1970	Tom Gramkow, IWU	1984	Blaise Bugajski, IWU	1998	Brent Niebrugge, IWU
1971	John Butler, Carthage	1985	Justyne Monegain, No. Park	1999	Korey Coon, IWU;
1972	John Laing, Augustana	1986	Steve Albinger, Carroll		Rob Hamann, Wheaton
1973	John Laing, Augustana	1987	Mark Starks, North Park	2000	Korey Coon, IWU;
1974	Leon Gobjczynski, Millikin	1988	Make Barach, North Park		Jason Wiertel, Carthage
1975	Jack Sikma, IWU	1989	Jeff Kuehl, IWU	2001	Ryan Knuppel, Elmhurst
1976	Jack Sikma, IWU	1990	Robert Brown, No. Central	2002	Antoine McDaniel, Carthage
1977	Jack Sikma, IWU	1991	David Caldwell, IWU	2003	Joel Kolmodin, Wheaton
1978	Mike Harper, North Park	1992	Alonzo Alexander, No. Central	2004	Keelan Amelianovich, IWU
1979	Mike Harper, North Park	1993	Kirk Anderson, Augustana	2005	Adam Dauksas, IWU
1980	Mike Harper, North Park	1994	John Lipic, IWU	2006	Rick Harrigan, Augustana
1981	Mike Thomas, North Park	1995	Chris Simich, IWU		

Titan CCIW Statistical Leaders

SCORING		AVG.	FIELD GOAL PERCENTAGE		PCT.	FREE THROW PERCENTAGE	
1956-57	Dean Padgett	24.5	1964-65	Steve Laub	.496	1955-56	Chuck Hohlfelder .870
1961-62	Paul Grady	21.7	1967-68	Tom Gramkow	.537	1963-64	Jim Hedrick .917
1981-82	Blaise Bugajski	19.5	1983-84	Doug Thomas	.610	1964-65	Jim Gresham .813
1983-84	Blaise Bugajski	25.3	1989-90	Jeff Kuehl	.645	1967-68	Dennis Kagel .847
1998-99	Korey Coon	19.1	1990-91	David Caldwell	.646	1968-69	Tom Gramkow .869
2001-02	Luke Kasten	20.9	1996-97	Andrew Boyden	.659	1969-70	Tom Gramkow .865
			1997-98	Brent Niebrugge	.687*	1974-75	Bob Spear .933
			2004-05	Matt Arnold	.613	1976-77	Al Black .935
			2005-06	Cory Jones	.624	1981-82	Brad Gregurich .893
			* - CCIW record.			1983-84	Blaise Bugajski .905
						1987-88	Bill Braksick .940
						1988-89	Mark Edmundson .900
						1990-91	David Caldwell .908
						1992-93	Mark Aubry .945
						1996-97	Korey Coon .897
						1999-00	Korey Coon .967
REBOUNDING		AVG.	3-POINT FG PERCENTAGE		PCT.		
1974-75	Jack Sikma	14.8	1992-93	Steve Kuehl	.506		
1976-77	Jack Sikma	16.7	1996-97	Korey Coon	.511		
1983-84	Doug Thomas	10.4	1997-98	Korey Coon	.557		
1985-86	Keith Luechtefeld	9.9	1998-99	Korey Coon	.487		
			2003-04	Jason Fisher	.567		
			2004-05	Matt Arnold	.553		
ASSISTS		AVG.					
2004-05	Adam Dauksas	5.14					
2005-06	Adam Dauksas	6.21					
STEALS		AVG.					
2000-01	Todd Wentz	2.1					

2006-07 CCIW Composite Schedule

Nov. 17 St. Norbert at Augustana; North Central vs. East-West (Ill.) at North Central Tip-Off Tournament; North Park at Mount St. Joseph in Tip-Off Tournament; Ill. Wesleyan vs. Clarke at Wis.-Whitewater "Tip-Off Tournament"; Wheaton vs. Franklin at Wheaton "Lee Pfund Classic"

Nov. 18 Millikin at MacMurray; Elmhurst at Simpson; North Central at North Central Tip-Off Tournament; North Park at Mount St. Joseph Tip-Off Tournament; Illinois Wesleyan at Wis.-Whitewater Tip-Off Tournament; Wheaton at Wheaton "Lee Pfund Classic"

Nov. 21 Carthage at Grinnell; Elmhurst at St. Norbert; Millikin at Indiana-Northwest; Beloit at Augustana; Illinois College at Illinois Wesleyan; North Park at Concordia (Ill.); Wheaton at Benedictine

Nov. 24 Illinois Wesleyan vs. Ohio Wesleyan at DePauw "Mike Rokicki Community vs. Cancer Challenge"

Nov. 25 North Park at Illinois College; Franklin at North Central; Illinois Wesleyan at DePauw "Mike Rokicki Community vs. Cancer Challenge"

Nov. 26 Washington (Mo.) at Augustana; Carthage at Gustavus Adolphus

Nov. 27 Elmhurst at Rockford; Robert Morris-Springfield at North Park

Nov. 28 Carthage at Carroll (Wis.); Illinois Wesleyan at St. Xavier; Aurora at North Central; North Park at Eureka

Nov. 29 Wheaton at University of Chicago; Augustana at St. Ambrose

Nov. 30 Eureka at Millikin

Dec. 1 Wheaton vs. Calvin at CCIW/MIAA Classic; Carthage vs. Hope at CCIW/MIAA Classic

Dec. 2 Webster at Millikin; Ill. Inst. of Technology at Elmhurst; Loras at North Park; Augustana at Simpson; Wheaton vs. Hope at CCIW/MIAA Classic; Carthage vs. Calvin at CCIW/MIAA Classic

Dec. 4 Clarke at Augustana

Dec. 5 Millikin at Robert Morris-Springfield; Wis.-Oshkosh at Elmhurst; Ill. Wesleyan at Olivet Nazarene

Dec. 6 Principia at Wheaton

Dec. 7 Elmhurst at Alma

Dec. 8 Ill. Inst. of Technology at Wheaton; Rockford at North Park; North Central vs. Harris-Stowe at Greenville Classic

Dec. 9 North Central vs. Robt. Morris-Springfield at Greenville Classic; Carthage at Beloit; Coe at Augustana; Washington (Mo.) at Ill. Wesleyan

Dec. 11 North Park at Judson

Dec. 12 Illinois College at Millikin; Augustana at Cornell

Dec. 16 Carthage at Lawrence; U. of Chicago at Ill. Wesleyan; Blackburn at Millikin; Elmhurst vs. Kalamazoo at Elmhurst "Bluejay Backer Classic"

Dec. 17 Wartburg at Augustana; Elmhurst at Elmhurst "Bluejay Backer Classic"

Dec. 18 North Central at Benedictine

Dec. 19 Carthage vs. Olivet at "D-3 Desert Shoot Out" in Las Vegas; Ill. Wesleyan at Hanover; North Park at Huntington Beach, Calif. Holiday Tournament

Dec. 20 Carthage at "D-3 Desert Shoot Out" in Las Vegas; Rockford at Augustana; North Central vs. Lincoln (Pa.) at Orlando (Fla.) Shoot Out; North Park at Huntington Beach, Calif. Holiday Tournament

Dec. 21 Millikin at Aurora

Dec. 22 North Central vs. Gwynedd-Mercy at Orlando (Fla.) Shoot Out

Dec. 28 Albion at North Central

Dec. 29 Millikin at La Verne; Wheaton vs. Nazareth at College of Staten Island "Tournament of Heroes"

Dec. 30 Augustana at Wis.-Stevens Point; Albion at Ill. Wesleyan; Carthage at Lewis; Beloit at Elmhurst; North Central at Judson; Wheaton at College of Staten Island "Tournament of Heroes"

Dec. 31 Millikin at West Coast Baptist

Jan. 2 Wheaton at Baruch

Jan. 3 *North Park at Augustana

Jan. 5 Northland at Carthage

Jan. 6 *Augustana at Elmhurst; *Carthage at Illinois Wesleyan; *Millikin at North Park; *Wheaton at North Central

Jan. 10 *Augustana at Wheaton; *Elmhurst at Carthage; *Millikin at Illinois Wesleyan; *North Park at North Central

Jan. 13 *Carthage at Augustana; *Illinois Wesleyan at Elmhurst; *North Central at Millikin; *Wheaton at North Park

Jan. 17 *Augustana at Millikin; *Carthage at North Central; *Elmhurst at North Park; *Illinois Wesleyan at Wheaton

Jan. 20 *Augustana at North Central; *Millikin at Carthage; *Elmhurst at Wheaton

Jan. 21 *North Park at Illinois Wesleyan

Jan. 24 *Illinois Wesleyan at Augustana; *Carthage at North Park; *North Central at Elmhurst; *Wheaton at Millikin

Jan. 27 *Elmhurst at Augustana; *Illinois Wesleyan at Carthage; *North Central at Wheaton; *North Park at Millikin

Jan. 31 *Augustana at North Park; *Carthage at Wheaton; *Millikin at Elmhurst; *North Central at Illinois Wesleyan

Feb. 3 *Augustana at Carthage; *Elmhurst at Illinois Wesleyan; *Millikin at North Central; *North Park at Wheaton

Feb. 7 *Wheaton at Augustana; *Carthage at Elmhurst; *Illinois Wesleyan at Millikin; *North Central at North Park

Feb. 10 *Millikin at Augustana; *North Central at Carthage; *North Park at Elmhurst; *Wheaton at Illinois Wesleyan

Feb. 14 *Augustana at Illinois Wesleyan; *North Park at Carthage; *Elmhurst at North Central; *Millikin at Wheaton

Feb. 17 *North Central at Augustana; *Carthage at Millikin; *Illinois Wesleyan at North Park; *Wheaton at Elmhurst

Feb. 20 *Illinois Wesleyan at North Central

Feb. 21 *Wheaton (Ill.) at Carthage; *Elmhurst at Millikin

Feb. 23-24 . . . CCIW Men's Basketball Tournament

BLOOMINGTON-NORMAL, ILLINOIS



Bloomington-Normal, located in McLean County, has a combined population of around 112,000 people. It serves as corporate headquarters to several international businesses, including State Farm Insurance, the largest insurer of autos and homes in the U.S.; Mitsubishi Motors of North America, the most technologically advanced auto production facility in the world; and Country Insurance & Financial Services as well as Nestle Beich Candies and Shirk Products, the makers of the world-famous Beer Nuts®. Normal is the home of the 20,000-student Illinois State University, which participates in NCAA Division I athletics. Bloomington-Normal is located halfway between St. Louis and Chicago at the junction of Interstates 55, 39 and 74. The community offers 24 hotel properties with more than 2,400 sleeping rooms as well as two shopping malls and over 150 restaurants. The area is also served by Amtrak rail service, and a number of air carriers and connecting flights. For more information about hotel/motel accommodations or other things to do or see in the Twin Cities, contact the Bloomington-Normal Convention and Visitors Bureau, (309) 829-1641 or (800) 433-8226 or visit their web site at visitbn.org. Pictured is the David Davis Mansion (1872), home of United States Supreme Court Justice David Davis, mentor to Abraham Lincoln.

HISTORY LESSON: Not since 1973 (Augustana, 16-0) has there been an undefeated CCIW champion. Since 1973, CCIW schools have won six NCAA Division III championships, finished second twice and third three times and have had several final eight finishes in both the NCAA and NAIA tournaments — but no undefeated league champion. In the 27 years, 12 champions had one loss and nine champions had lost twice.

2006-07 Conference Opponent Information

SCHOOL	LOCATION	WEB PAGE	SERIES (FIRST YEAR)
Augustana Vikings	Rock Island, Ill.	www.augustana.edu/athletics/varsity/	IWU leads, 84-54 (1914)
Carthage Redmen	Kenosha, Wis.	www.carthage.edu/athletics/	IWU leads, 81-19 (1925)
Elmhurst Bluejays	Elmhurst, Ill.	elmhurst.edu/athletics/	IWU leads, 92-16 (1946)
Millikin Big Blue	Decatur, Ill.	www.millikin.edu/athletics/	IWU leads, 129-75 (1909)
North Central Cardinals	Naperville, Ill.	www.noctrl.edu/x7253.xml	IWU leads, 103-31 (1920)
North Park Vikings	Chicago, Ill.	www.northpark.edu/athletics/	IWU leads, 67-25 (1941)
Wheaton Thunder	Wheaton, Ill.	www.wheaton.edu/Athletics/	IWU leads, 66-34 (1946)

SCHOOL	COACH	CAREER RECORD (YRS)	CCIW RECORD (YRS)
Augustana	Grey Giovanine	200-143 (13); 120-58 at Augustana (7)	63-35 (7 yrs. at Augustana)
Carthage	Bosko Djurickovic	399-166 (20); 173-87 at Carthage (10 yrs.)	203-93 (19 yrs.)
Elmhurst	Mark Scherer	154-95 (10 yrs. at Elmhurst)	76-64 (10 yrs. at Elmhurst)
Millikin	Tim Littrell	113-137 (10 yrs. at Millikin)	48-94 (10 yrs. at Millikin)
North Central	Todd Raridon	306-141 (17); 37-16 (2 yrs. at NCC)	14-14 (2 years at North Central)
North Park	Paul Brenegan	8-42 (2 years at North Park)	2-26 (2 years at North Park)
Wheaton	Bill Harris	382-188 (21); 255-127 at Wheaton (15)	128-84 (15 yrs. at Wheaton)

SCHOOL	SPORTS INFO.	PHONE	FAX	EMAIL
Augustana	Dave Wrath	309-794-7265	309-794-7525	pewrath@augustana.edu
Carthage	Steve Marovich	262-551-5740	262-551-5926	carthagesid@carthage.edu
Elmhurst	Kevin Juday	630-617-3380	630-617-3282	kevinj@elmhurst.edu
Millikin	Julie Farr	217-362-6429	217-362-6414	jfarr@mail.millikin.edu
North Central	Josh Hendricks	630-637-5302	630-637-5521	johendricks@noctrl.edu
North Park	tba	773-244-5670	773-244-4952	to be announced
Wheaton	Brett Marhanka	630-752-5747	630-752-7007	brett.w.marhanka@wheaton.edu

TITANS PICKED NO. 5 IN CCIW POLL

Illinois Wesleyan was listed No. 26 in the 2006-07 preseason D3hoops.com poll and was tabbed No. 5 in the preseason College Conference of Illinois & Wisconsin men's basketball coaches poll. Defending national champ Virginia Wesleyan was picked No. 1 in the D3hoops.com poll and North Central was predicted to win the CCIW title with 47 points and five first place votes. Last year's champion Augustana was second with 42 points including two first place votes. Elmhurst was third with 34 points, while Wheaton was fourth with 33 points including one first place vote. IWU (28), Millikin (18), Carthage (15) and North Park (7) rounded out the poll. Each coach voted for the seven other schools in the conference in order of predicted finish. Points were assigned in reverse order of voting and coaches could not vote for their own teams.

Illinois Wesleyan's Most Valuable Players

1949-50	Fran Somers	1969-70	Tom Gramkow, Fred Evans	1989-90	Jeff Kuehl
1950-51	Bob Hildebrand	1970-71	Sheldon Thompson	1990-91	David Caldwell
1951-52	Bob Hildebrand	1971-72	Dean Gravlin	1991-92	Steve Kuehl
1952-53	Earl Neeman	1972-73	Dean Gravlin	1992-93	Steve Kuehl
1953-54	Earl Neeman	1973-74	Curt Nord	1993-94	John Lipic
1954-55	Glen Newton	1974-75	Jack Sikma	1994-95	Chris Simich
1955-56	Teddy Winkles	1975-76	Jack Sikma	1995-96	Chris Simich
1956-57	Jim Wasem	1976-77	Jack Sikma	1996-97	Bryan Crabtree
1957-58	Dean Padgett	1977-78	Chris Eldredge	1997-98	Brent Niebrugge
1958-59	Dennis Mattix	1978-79	Al Black	1998-99	Nathan Hubbard
1959-60	Dennis Bridges	1979-80	Greg Yess	1999-00	Korey Coon
1960-61	Jon Hawthorne	1980-81	Greg Yess	2000-01	Adam Osborn, Todd Went
1961-62	Jon Hawthorne	1981-82	Greg Yess	2001-02	Luke Kasten
1962-63	Jerry Wisted	1982-83	Blaise Bugajski	2002-03	John Camardella
1963-64	Vic Armstrong	1983-84	Blaise Bugajski	2003-04	Keelan Amelianovich
1964-65	Ken Lock	1984-85	Tom Baffes	2004-05	Adam Dauksas
1965-66	Ken Lock	1985-86	Keith Luechtefeld	2005-06	K. Amelianovich, A. Dauksas
1966-67	Steve Laub	1986-87	Eric Bridges		
1967-68	Tom Gramkow	1987-88	Bill Braksick		
1968-69	Tom Gramkow	1988-89	Jeff Kuehl		